


LEXINGTON LOCAL SCHOOLS



FINANCIAL REPORT
FOR THE PERIOD ENDING
APRIL 30, 2014

PREPARED BY
CHRISTINA BENNETT, TREASURER

DATE: 05/06/2014
TIME: 11:23

LEXINGTON LOCAL SCHOOLS
CASH RECONCILIATION AS OF 04/30/2014

PAGE: 1
(USAEMSED)

	SUB-TOTALS	TOTALS
	-----	-----
Gross Depository Balances:		
RICHLAND BANK SWEEP ACCT 0581	\$ 6,074,471.88	
RICHLAND BANK GENERAL ACCT 0580	1,692.60	
RICHLAND BANK ANTHEM SWEEP 4340	1,089,587.85	
RICHLAND BANK EE BENEFITS 3180	0.00	
RICHLAND BANK PAYROLL ACCT 9780	0.00	
RICHLAND BANK TOURNAMENT ACC8280	0.00	
RICHLAND BANK ATHLETIC ACCT 3280	3,745.85	

Total Depository Balances (Gross)		\$ 7,169,498.18
Adjustments to Bank Balance:		
Cash in Transit to Bank	\$ 4,676.42	
Outstanding Checks	64,379.48-	
Adjustments	220.16-	
MUNICIPAL DEDUCTIONS		

Total Adjustments to Bank Balance		59,923.22-
Investments:		
Treasury Bonds and Notes	\$ 0.00	
Certificate of Deposits	0.00	
Other Securities	0.00	
Other Investments:		

Total Investments		0.00
Cash on Hand:		
Petty Cash:		
TREASURER'S OFFICE	\$ 100.00	
Change Cash:		
ATHLETIC CHANGE	\$ 2,200.00	
CAFETERIA CHANGE	570.00	
HIGH SCHOOL	50.00	
JUNIOR HIGH SCHOOL	150.00	
EASTERN ELEMENTARY	150.00	
CENTRAL & WESTERN ELEM	100.00	
Cash with Fiscal Agent	0.00	

Total Cash on Hand		3,320.00

Total Balances		\$ 7,112,894.96
		=====
Total Fund Balance		\$ 7,112,894.96
		=====
Depository Clearance Accounts:		
RICHLAND BANK BOND/COUPON	\$ 0.00	

Total Clearance Account Balances		\$ 0.00

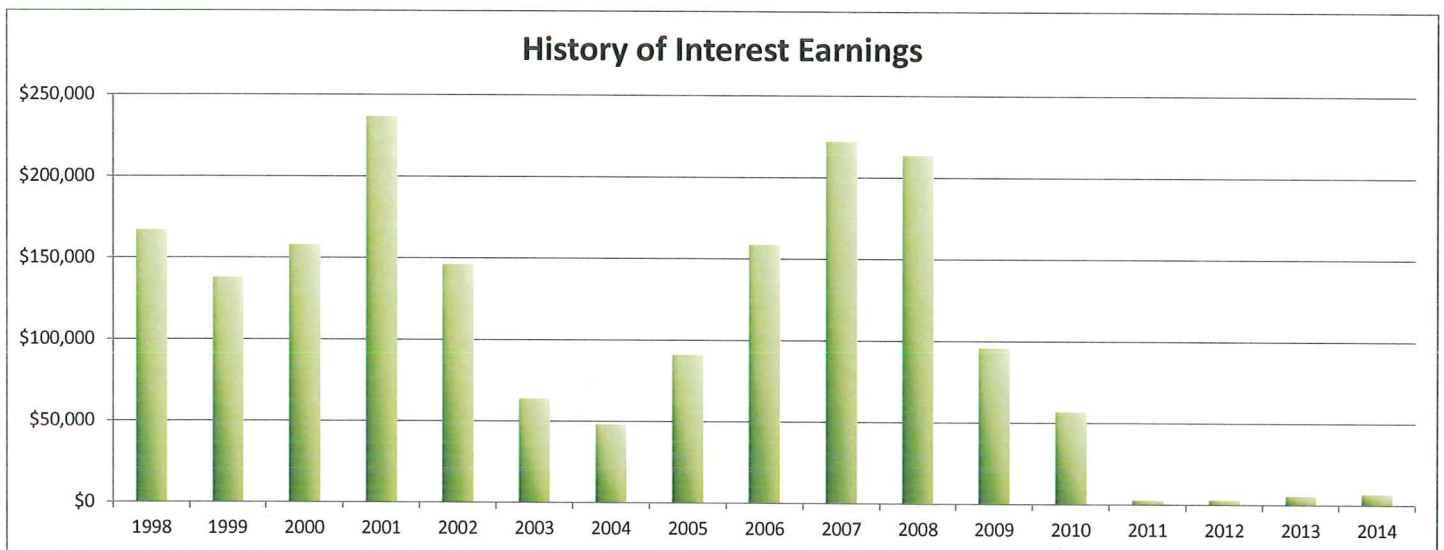
Bennett

LEXINGTON LOCAL SCHOOLS
INVESTMENT REPORT FOR THE MONTH ENDING
April 30, 2014

INTEREST EARNED:	THIS MONTH	FISCAL YEAR TO DATE
Richland Bank, General Sweep	\$765.66	\$5,301.17
Richland Bank, Anthem Sweep	\$133.91	\$1,450.04
Star Ohio	\$0.00	\$0.00
Certificates of Deposit	\$0.00	\$0.00
Bonds and other types of investments	\$0.00	\$0.00
TOTAL INTEREST RECEIVED	\$899.57	\$6,751.21

History of Interest Earnings	Fiscal Year	Interest Earnings
	1998	\$ 167,057.52
	1999	\$ 138,113.69
	2000	\$ 157,991.72
	2001	\$ 236,839.79
	2002	\$ 146,052.34
	2003	\$ 63,712.36
	2004	\$ 47,970.95
	2005	\$ 90,719.94
	2006	\$ 158,724.51
	2007	\$ 221,998.86
	2008	\$ 213,660.34
	2009	\$ 95,639.63
	2010	\$ 56,860.22
	2011	\$ 3,001.78
	2012	\$ 3,090.00
	2013	\$ 5,758.97
FISCAL Year To Date	2014	\$6,751.21

Total Interest Earnings 1998 to Present	\$ 1,813,943.83
--	------------------------



FINANCIAL SUMMARY REPORT

Processing Month: April 2014

LEXINGTON LOCAL SCHOOLS

Fnd	Sec	Description	Beginning Balance	MTD Revenues	FYTD Revenues	MTD Expenditures	FYTD Expenditures	Current Available Balance
001	0000	GENERAL FUND	2,188,515.09	5,239,803.18	20,358,958.90	1,835,782.74	16,820,107.69	5,727,366.30
001	9412	GENERAL BUDGET RESERVE SE	87,928.97	.00	.00	.00	.00	87,928.97
001	9800	FINGERPRINT PAYMENT CLEAR	1,607.74	.00	1,607.74	.00	.00	.00
002	0000	BOND RETIREMENT FUND	1,925.89	.00	.00	.00	.00	1,925.89
003	0000	PERMANENT IMPROVEMENT FUN	160,415.10	216,930.89	636,604.42	55,477.21	657,418.96	139,600.56
006	0000	FOOD SERVICE FUND	958.68	48,279.40	635,740.65	79,752.75	745,376.59	108,677.26
007	9800	TERRY McCAMMON SCHOLARSHI	11,234.83	1.21	11.21	.00	.00	11,246.04
007	9801	MINUTEMAN ALUMNI SCHOLARS	1,884.99	.20	1.88	.00	.00	1,886.87
018	9100	HIGH SCHOOL PRINCIPAL'S F	1,389.05	81.00	10,263.34	15.59	4,313.27	7,339.12
018	9200	JUNIOR HIGH PRINCIPAL'S F	1,018.25	14.00	7,341.60	598.80	2,504.53	5,855.32
018	9300	EASTERN PRINCIPAL'S FUND	7,746.72	161.00	3,353.48	259.87	4,201.45	6,898.75
018	9301	EASTERN ELEMENTARY BOOKFA	4,036.72	3,013.42	6,067.62	.00	.00	10,104.34
018	9400	CENTRAL PRINCIPAL'S FUND	5,539.87	347.56	4,508.61	107.90	2,511.72	7,536.76
018	9401	CENTRAL ELEMENTARY BOOKFA	1,116.71	11.85	5,185.72	.00	3,834.17	2,468.26
018	9500	WESTERN PRINCIPAL'S FUND	5,472.35	643.52	5,494.57	38.00	3,497.13	7,469.79
018	9501	WESTERN ELEMENTARY BOOKFA	2,237.46	6.00	5,651.18	.00	4,791.11	3,097.53
018	9502	HIGH SCHOOL ACADEMIC BOOS	146.57	.00	.00	.00	.00	146.57
018	9901	JUNIOR HIGH TEACHER ADVIS	109.25	.00	.00	.00	.00	109.25
019	9001	ACADEMIC BOOSTERS GRANTS	2,695.25	2,755.00	2,755.00	.00	2,210.42	3,239.83
019	9121	CENTRAL ELEMENTARY PTO GR	3,278.46	24.89	211.02	78.33	3,489.48	.00
019	9122	EASTERN ELEMENTARY PTO GR	3,335.51	24.88	210.94	.00	671.75	2,874.70
019	9123	WESTERN ELEMENTARY PTO GR	4,318.65	24.89	211.02	.00	2,300.00	2,229.67
019	9200	RICHLAND COUNTY FOUNDATIO	4,932.00	.00	.00	3,000.00	3,000.00	1,932.00
019	9303	OHIO POWER GRANT (BERRY)	.00	.00	300.00	.00	295.00	5.00
019	9616	WALMART TEACHER OF THE YE	88.60	.00	.00	.00	87.77	.83
022	9601	OHSAA TOURNAMENT AGENCY F	.00	3,087.06	23,083.17	973.62	23,083.17	.00
024	0000	EMPLOYEE BENEFITS FUND FO	1,087,421.83	306,033.62	2,705,311.49	391,538.79	2,703,145.47	1,089,587.85
200	9101	HIGH SCHOOL ART CLUB	93.76	.00	.00	.00	.00	93.76
200	9102	HIGH SCHOOL DRAMA CLUB	14,606.49	936.00	4,638.00	2,013.33	5,490.08	13,754.41
200	9103	HIGH SCHOOL MATH CLUB	42.70	.00	100.00	.00	90.00	52.70
200	9104	HIGH SCHOOL LEADERSHIP CO	846.14	.00	.00	.00	.00	846.14
200	9105	HIGH SCHOOL FRENCH CLUB	59.85	.00	298.00	.00	.00	357.85
200	9107	HIGH SCHOOL SPANISH CLUB	408.95	.00	505.00	.00	702.05	211.90
200	9108	HIGH SCHOOL LEO CLUB	2,040.48	380.84	1,896.63	51.74	1,619.17	2,317.94
200	9114	HIGH SCHOOL STUDENT COUNC	1,939.57	.00	1,104.50	20.00	448.05	2,596.02
200	9115	HIGH SCHOOL KEY CLUB	702.36	.00	1,494.00	.00	1,019.48	1,176.88
200	9119	HIGH SCHOOL YEARBOOK FUND	44,319.58	3,265.00	10,890.00	.00	16,847.58	38,362.00
200	9120	HIGH SCHOOL JOURNALISM FU	622.59	41.90	393.20	.00	.00	1,015.79
200	9121	HIGH SCHOOL NATIONAL HOND	1,075.74	.00	2,898.25	85.00	1,742.99	2,231.00
200	9160	HIGH SCHOOL GERMAN CLUB	123.22	.00	.00	.00	45.00	78.22
200	9201	JUNIOR HIGH ART CLUB	3.13	.00	.00	.00	3.13	.00
200	9204	JUNIOR HIGH STUDENT COUNC	742.87	.00	666.70	366.44	366.44	1,043.13
200	9205	JUNIOR HIGH LIBRARY CLUB	77.65	.00	.00	.00	.00	77.65
200	9301	EASTERN ELEMENTARY STUDEN	218.36	.00	239.29	.00	.00	457.65
200	9401	CENTRAL ELEMENTARY STUDEN	382.69	.00	.00	.00	.00	382.69
200	9611	HIGH SCHOOL INFORMED TEEN	360.63	.00	110.00	.00	.00	470.63

FINANCIAL SUMMARY REPORT
Processing Month: April 2014
LEXINGTON LOCAL SCHOOLS

Fnd	Sec	Description	Beginning Balance	MTD Revenues	FYTD Revenues	MTD Expenditures	FYTD Expenditures	Current Available Balance
200	9612	JUNIOR HIGH INFORMED TEEN	316.80	.00	221.65	.00	275.00	263.45
300	9115	JAZZ BAND	1,143.32	1,265.00	1,265.00	760.00	1,177.73	1,230.59
300	9116	CHOIR	4,287.48	.00	1,151.54	.00	811.98	2,323.96
300	9206	JUNIOR HIGH PHYS ED DEPAR	773.49	.00	2,088.00	.00	1,874.33	987.16
300	9210	JR HIGH INSTRUMENTAL	41.03	.00	.00	.00	.00	41.03
300	9600	ATHLETIC FUND	19,913.63	5,998.49	189,364.62	17,737.66	206,408.84	2,869.41
300	9601	ATHLETIC TOURNAMENT FUND	1,545.53	.00	.00	.00	1,545.53	.00
300	9602	ORCHESTRA	63.22	.00	.00	.00	.00	63.22
300	9603	ELEMENTARY MUSIC	945.67	.00	.00	.00	.00	945.67
300	9605	BAND	232.95	.00	.00	.00	.00	232.95
499	9101	STATE GRANT 2001 READING	2,497.14	.00	.00	.00	.00	2,497.14
506	9013	RACE TO THE TOP GRANT FY1	6,077.89	.00	6,077.89	.00	.00	.00
506	9014	RACE TO THE TOP GRANT FY1	.00	.00	19,757.26	1,133.00	17,735.02	2,022.24
516	9013	IDEA-B SPECIAL EDUCATION	.62	.00	13,469.59	.00	13,470.21	.00
516	9014	IDEA-B SPECIAL EDUCATION	.00	28,938.98	226,270.61	25,338.79	207,551.52	18,719.09
572	9013	TITLE I TARGETED ASSISTAN	8,107.74	.00	20,271.03	.00	28,378.77	.00
572	9014	TITLE I FY14	.00	20,989.05	169,557.26	17,990.60	166,558.03	2,999.23
590	9013	TITLE II-A IMPROVING TEAC	52.56	.00	.00	.00	52.56	.00
590	9014	TITLE II-A IMPROVING TEAC	.00	2,677.25	39,901.52	2,676.84	39,901.00	.52
599	9013	NATIONAL SCHOOL LUNCH EXP	6,948.00	.00	7,000.00	.00	13,948.00	.00
Grand Total All Funds			3,710,968.37	5,885,712.38	25116,828.76	2,435,797.00	21714,902.17	7112,894.96
Total Invested Funds								.00

DATE: 05/06/2014
 TIME: 09:50:58

FORM SM-2
 OHIO DEPARTMENT OF EDUCATION - OFFICE OF SCHOOL MANAGEMENT ASSISTANCE
 ANNUAL SPENDING PLAN (CURRENT OPERATION - GENERAL FUND ONLY - O.R.C. 5705.391)

PAGE: 1

SCHOOL DISTRICT: LEXINGTON LOCAL SCHOOLS

IRN # 049437

COUNTY: RICHLAND

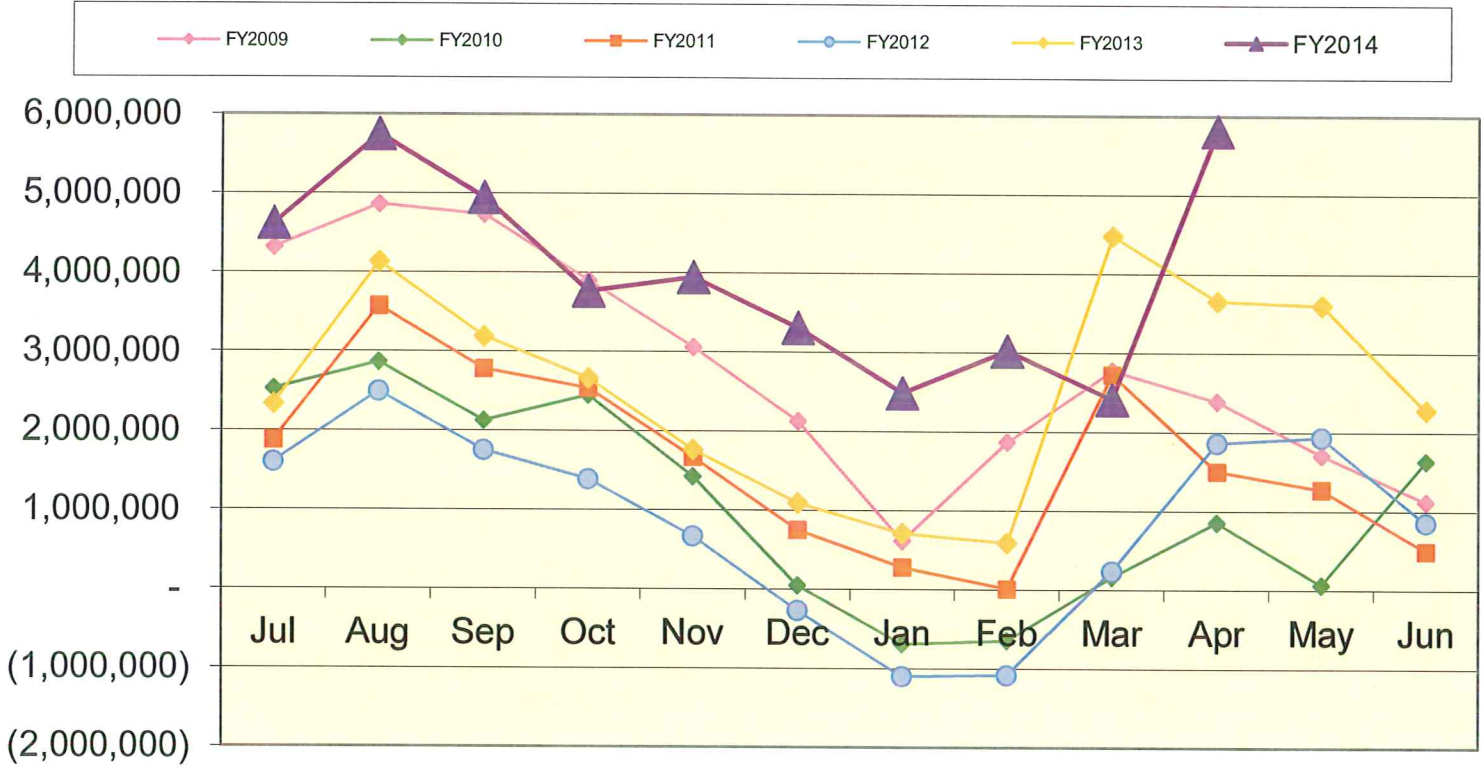
FISCAL YEAR: 2014 MONTH: 04

	MONTHLY ESTIMATE	MONTHLY ACTUAL	MONTHLY DIFFERENCE	FISCAL YTD ESTIMATE	FISCAL YTD ACTUAL	FISCAL YTD DIFFERENCE
REVENUES						
01.010 General Property (Real Estate)	0	4,201,549	4,201,549	10,700,000	10,610,140	89,860-
01.020 Tangible Personal Property Tax	0	175,689	175,689	318,000	358,295	40,295
01.030 Income Tax	0	0	0	0	0	0
01.035 Unrestricted Grants-in-Aid	770,000	795,099	25,099	7,590,000	7,976,566	386,566
01.040 Restricted Grants-in-Aid	420	5,313	4,893	4,173	66,228	62,055
01.045 Restricted Grants-in-Aid - SFSF	0	0	0	0	0	0
01.050 Property Tax Allocation	45,000	0	45,000-	903,000	878,281	24,719-
01.060 All Other Operating Revenue	36,000	12,153	23,847-	341,000	302,410	38,590-
01.070 Total Revenue	851,420	5,189,803	4,338,383	19,856,173	20,191,920	335,747
OTHER FINANCING SOURCES						
02.010 Proceeds from Sale of Notes	0	0	0	0	0	0
02.020 State Emergency Loans & Advancements (Approved)	0	0	0	0	0	0
02.040 Operating Transfers-In	0	0	0	0	0	0
02.050 Advances-In	0	50,000	50,000	6,948	56,948	50,000
02.060 All Other Financing Sources	2,000	0	2,000-	135,000	108,480	26,520-
02.070 Total Other Financing Sources	2,000	50,000	48,000	141,948	165,428	23,480
02.080 Total Revenues and Other Financing Sources	853,420	5,239,803	4,386,383	19,998,121	20,357,348	359,227
EXPENDITURES						
03.010 Personal Services	960,000	923,208	36,792-	9,525,717	9,492,563	33,154-
03.020 Employees' Retirement/Insurance Benefits	430,000	425,215	4,785-	4,110,000	3,845,058	264,942-
03.030 Purchased Services	340,000	302,515	37,485-	2,636,000	2,599,962	36,038-
03.040 Supplies and Materials	60,000	44,794	15,206-	652,000	607,455	44,545-
03.050 Capital Outlay	1,000	0	1,000-	20,500	5,818	14,682-
03.060 Intergovernmental	0	0	0	0	0	0
04.010 Debt Service: All Principal (Historical)	0	0	0	0	0	0
04.020 Debt Service: Principal - Notes	0	0	0	0	0	0
04.030 Debt Service: Principal - State Loans	0	0	0	0	0	0
04.040 Debt Service: Principal - State Advancements	0	0	0	0	0	0
04.050 Debt Service: Principal - HB 264 Loans	0	0	0	0	0	0
04.055 Debt Service: Principal - Other	0	0	0	0	0	0
04.060 Debt Service: Interest and Fiscal Charges	0	0	0	0	0	0
04.300 Other Objects	22,497	140,051	117,554	282,322	269,254	13,068-
04.500 Total Expenditures	1,813,497	1,835,783	22,286	17,226,539	16,820,110	406,429-
OTHER FINANCING USES						
05.010 Operating Transfers - Out	0	0	0	0	0	0
05.020 Advances - Out	0	0	0	0	0	0
05.030 All Other Financing Uses	0	0	0	0	0	0
05.040 Total Other Financing Uses	0	0	0	0	0	0
05.050 Total Expenditure and Other Financing Uses	1,813,497	1,835,783	22,286	17,226,539	16,820,110	406,429-
06.010 Excess Rev & Oth Financing Sources over (under) Exp &	960,077-	3,404,020	4,364,097	2,771,582	3,537,238	765,656
07.010 Beginning Cash Balance	6,009,711	2,411,270	3,598,441-	2,278,052	2,278,052	0
07.020 Ending Cash Balance	5,049,634	5,815,290	765,656	5,049,634	5,815,290	765,656
08.010 Outstanding Encumbrances	650,000	753,483	103,483	650,000	753,483	103,483

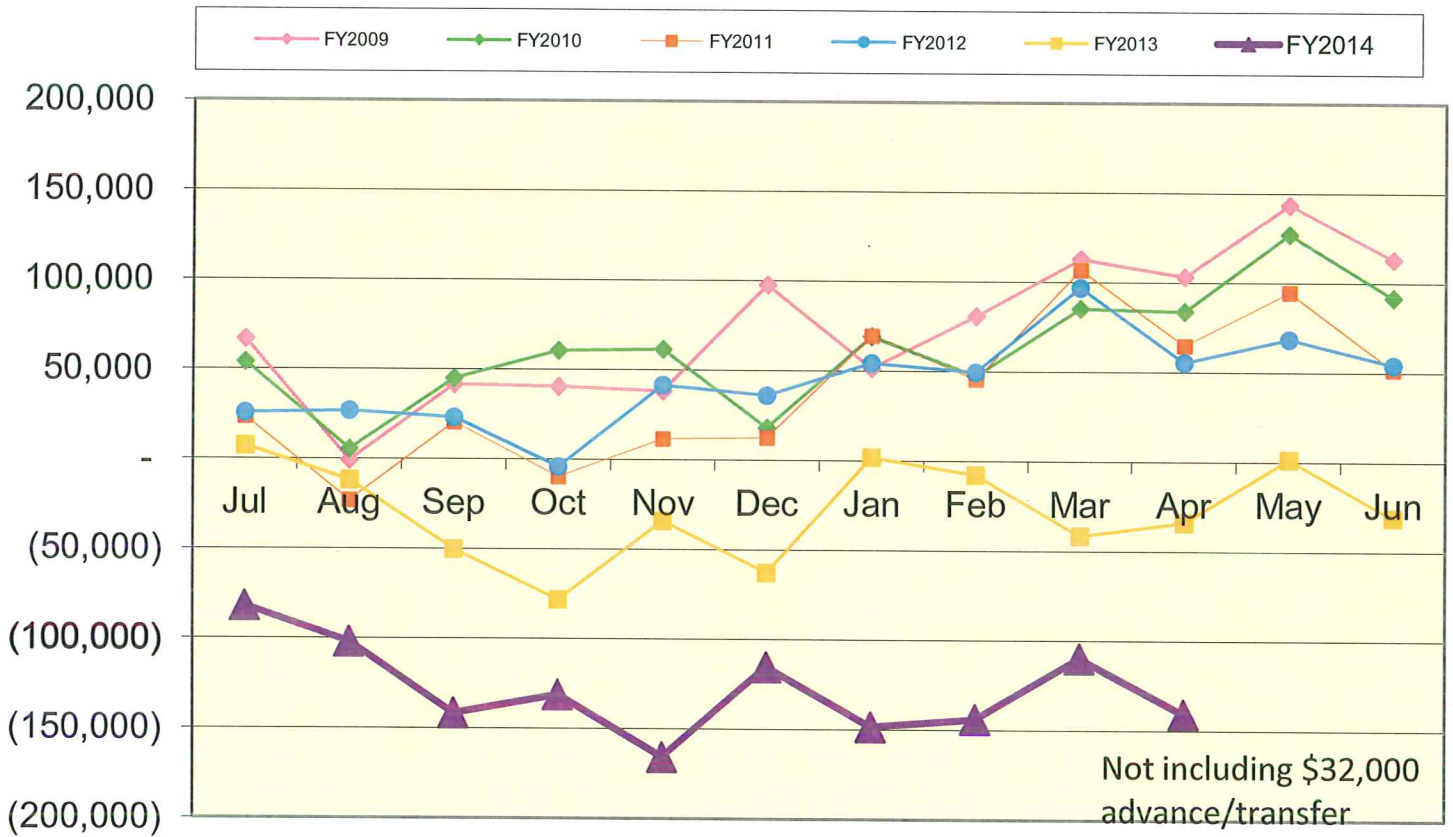
**LEXINGTON LOCAL SCHOOL DISTRICT
GENERAL FUND ONLY 2013-14
SUMMARY OF RECEIPTS AND EXPENDITURES - FIVE YEAR FORECAST FORMAT**

LINE 7.010	BEGINNING CASH BALANCE		\$ 2,278,052		
	4/30/2014	FISCAL	FISCAL	VARIANCE	PERCENT
		YEAR TO DATE	YEAR TO DATE	Estimate vs.	of
	REVENUES	Estimate	Actual	Actual	VARIANCE
LINE 1.010	Real Estate Tax	\$ 10,700,000	\$ 10,610,140	(\$89,860)	-0.84%
LINE 1.020	Personal Property Tax	\$ 318,000	\$ 358,295	\$40,295	12.67%
LINE 1.030	Income Tax	\$ -	\$ -	\$0	
LINE 1.035	State Funding	\$ 7,590,000	\$ 7,976,566	\$386,566	5.91%
LINE 1.040	Career Tech Funding	\$ 4,173	\$ 66,228	\$62,055	combined
LINE 1.050	Property Tax Allocation	\$ 903,000	\$ 878,281	(\$24,719)	-2.74%
LINE 1.060	Other Operating Revenue	\$ 341,000	\$ 302,410	(\$38,590)	-11.32%
LINE 1.070	TOTAL REVENUE	\$ 19,856,173	\$ 20,191,920	\$335,747	1.69%
			\$ -		
LINE 2.01	Proceeds from Notes	\$ -	\$ -	\$0	
LINE 2.04	Transfers In	\$ -	\$ -	\$0	
LINE 2.050	Advances In	\$ 6,948	\$ 56,948	\$50,000	719.63%
LINE 2.060	Other Financing Sources	\$ 135,000	\$ 108,480	(\$26,520)	-19.64%
LINE 2.070	TOTAL OTHER SOURCES	\$ 141,948	\$ 165,428	\$23,480	16.54%
LINE 2.080	TOTAL REVENUES & Sources	\$ 19,998,121	\$ 20,357,348	\$359,227	1.80%
	EXPENSES				
LINE 3.010	Salaries	\$ 9,525,717	\$ 9,492,563	\$33,154	0.35%
LINE 3.020	Retirement and Benefits	\$ 4,110,000	\$ 3,845,058	\$264,942	6.45%
LINE 3.030	Purchased Services	\$ 2,636,000	\$ 2,599,962	\$36,038	1.37%
LINE 3.040	Supplies and Materials	\$ 652,000	\$ 607,455	\$44,545	6.83%
LINE 3.050	Capital Outlay and Equipment	\$ 20,500	\$ 5,818	\$14,682	71.62%
LINE 3.06	INTERGOVERNMENTAL	\$ -	\$ -	\$0	
LINE 4.020	DEBT SERVICE - Notes	\$ -	\$ -	\$0	
LINE 4.060	DEBT SERVICE - Interest charges	\$ -	\$ -	\$0	
LINE 4.300	Other Objects	\$ 282,322	\$ 269,254	\$13,068	4.63%
LINE 4.500	TOTAL EXPENDITURES	\$ 17,226,539	\$ 16,820,110	\$406,429	2.36%
LINE 5.00	TRANSFERS OUT	\$ -	\$ -		
LINE 5.02	ADVANCES OUT	\$ -	\$ -		
LINE 5.03	ALL OTHER USES	\$ -	\$ -		
LINE 5.040	TOTAL OTHER USES	\$ -	\$ -		
LINE 5.050	TOTAL EXPENDITURES & USES	\$ 17,226,539	\$ 16,820,110	\$406,429	2.36%
		Estimate	Actual	Variance	
LINE 6.010	REVENUES OVER EXPENSES	\$ 2,771,582	\$ 3,537,238	\$765,656	
LINE 7.020	ENDING CASH BALANCE	\$ 5,049,634	\$ 5,815,290	\$765,656	
	Less Reserves	\$ (87,929)	\$ (87,929)	\$ -	
LINE 8.010	Less Outstanding Encumbrances	\$ (650,000)	\$ (753,483)	\$ (103,483)	15.92%
LINE 15.010	Unreserved Fund Balance	\$ 4,311,705	\$ 4,973,878	\$662,173	15.36%
		Estimate	Actual	Benchmark Yr. End	
	Salaries/Benefits as % of Revenue	68.7%	66.1%	80.1% or below	
	True Days Cash - Calendar Days on which can operate	89	105	45 or above	

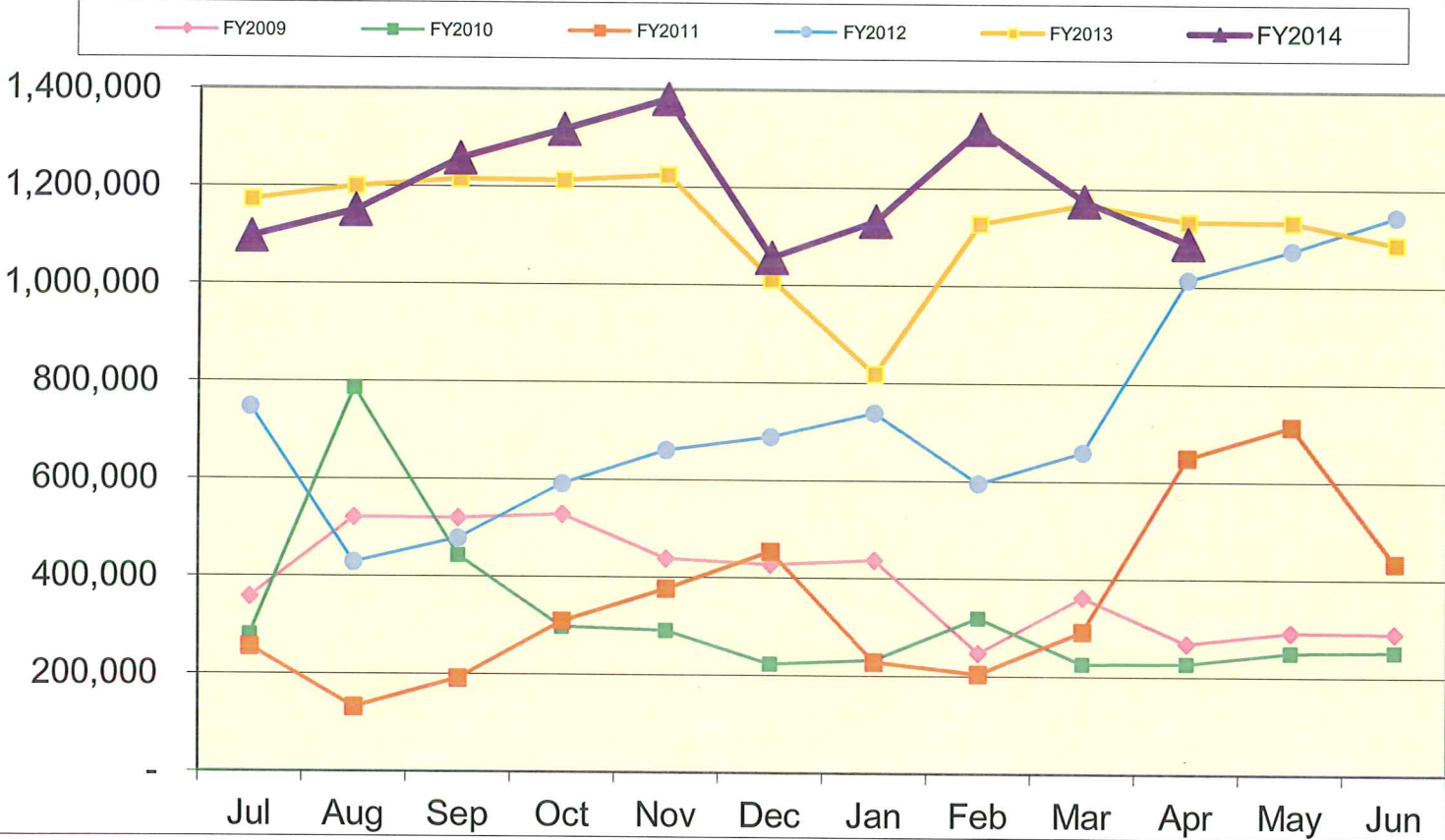
Lexington Local Schools General Fund Cash Balance



Lexington Local Schools Food Service Fund Cash Balance



Lexington Local Schools Employee Benefits Fund Cash Balance



Lexington Local Schools

Permanent Improvement Fund

4/30/2014

Instruction and Administration	Budgeted Amount	Actual Fiscal Year Expended	Current Encumbrances	Available Budget
Playground equipment	\$ 2,340.00	\$ 3,107.99	\$ -	(\$767.99)
Textbooks and instructional equipment	\$ 28,645.88	\$ 73,675.05	\$ 5,743.20	(\$50,772.37)
Wall mats for Western	\$ 2,296.00	\$ 2,296.00	\$ -	\$0.00
Furniture for Western	\$ 3,100.00	\$ 3,025.24	\$ -	\$74.76
Furniture/equip Curric/SpEd Directors	\$ 15,200.00	\$ 16,228.97	\$ -	(\$1,028.97)
Carpet for Eastern / Clinic furniture	\$ 4,393.00	\$ 5,685.70	\$ -	(\$1,292.70)
New shredder	\$ 2,419.00	\$ 2,199.00	\$ -	\$220.00
Music instruments and equipment	\$ -	\$ 2,271.91	\$ 403.58	(\$2,675.49)
Maintenance				
Riding Line maker	\$ 11,995.00	\$ 11,995.00	\$ -	\$0.00
Mower lease	\$ 19,416.00	\$ 19,416.08	\$ -	(\$0.08)
HS restroom upgrades	\$ 10,800.00	\$ 6,212.00	\$ -	\$4,588.00
Boiler Replacement at Central	\$ -	\$ 36,980.00	\$ -	(\$36,980.00)
Roof Repairs	\$ -	\$ 13,355.00	\$ -	(\$13,355.00)
Transportation				
New bus and security camera	\$ 90,376.00	\$ 90,376.00	\$ -	\$0.00
Equipment at Bus Garage	\$ 700.00	\$ 683.05	\$ -	\$16.95
Technology				
Notebooks and carts	\$ 101,000.00	\$ 100,444.80	\$ -	\$555.20
Computers, servers, tech equip., etc.	\$ 185,311.00	\$ 125,978.14	\$ 1,140.90	\$58,191.96
Sunguard	\$ 25,000.00	\$ 24,446.20	\$ 372.80	\$181.00
HS Auditorium projector system	\$ 11,000.00	\$ 2,512.00	\$ -	\$8,488.00
Food Service				
Steamer system filter	\$ 4,835.00	\$ -	\$ 4,835.73	(\$0.73)
Athletics and Student Activities				
2 Wrestling Mats	\$ 21,558.00	\$ 21,558.00	\$ -	\$0.00
Athletic equipment, etc.	\$ 27,505.00	\$ 31,039.50	\$ 1,291.00	(\$4,825.50)
Athletic office furniture, carpet	\$ 6,755.00	\$ 6,461.65	\$ -	\$293.35
Fees				
Tax Collection Fees	\$ 12,000.00	\$ 7,471.68	\$ -	\$4,528.32
Totals				
	Budgeted Amount	Actual Fiscal Year Expended	Current Encumbrances	Available Budget
Totals	\$ 586,644.88	\$ 607,418.96	\$ 13,787.21	\$ (34,561.29)
Return of Advance to General Fund	\$ 50,000.00	\$ 50,000.00		
Total Budgeted Plus Return to Gen. Fund	\$ 636,644.88			
Actual Cash Balance 7/1/13				
Actual Cash Balance 7/1/13	\$ 160,415.10			
Revenues FY14 - Taxes from levy	\$ 636,604.42			
Expenditures FY14	\$ (657,418.96)			
Current Cash Balance	\$139,600.56			
Current Encumbrances	\$ (13,787.21)			
Available Balance	\$125,813.35			

Check#	Check Date	Org Sta	Vendor Paid	Check Amount	Status Date
070086	04/01/2014	W/R	LEXINGTON PTO	3,000.00	04/03/2014
070087	04/04/2014	W/R	FAST EDDIES	655.50	04/08/2014
070088	04/07/2014	W/R	NICKLES BAKERY	579.19	04/14/2014
070089	04/07/2014	W/R	MORTON, BUCK	150.00	04/14/2014
070090	04/07/2014	W/R	CARDINAL BUS SALES & SERVICE	134.80	04/11/2014
070091	04/07/2014	W/R	CDI COMPUTERS DEALERS INC.	408.00	04/16/2014
070092	04/07/2014	W/R	CDW-G	1,097.94	04/11/2014
070093	04/07/2014	W/R	OWENS, CINDY	100.00	04/09/2014
070094	04/07/2014	W/R	CLEARWATER SYSTEMS	59.80	04/10/2014
070095	04/07/2014	W/R	COLES ENERGY, INC.	414.24	04/11/2014
070096	04/07/2014	W/R	KUNZ, CYNTHIA J	609.00	04/15/2014
070097	04/07/2014	W/R	DAIRY ENTERPRISES INC.	668.05	04/10/2014
070098	04/07/2014	W/R	DELL MARKETING L.P.	577.48	04/14/2014
070099	04/07/2014	W/R	GORDON FOOD SERVICE	16,192.17	04/14/2014
070100	04/07/2014	W/R	GRAINGER	196.19	04/14/2014
070101	04/07/2014	W/R	HD SUPPLY WATERWORKS, LTD	109.67	04/14/2014
070102	04/07/2014	W/R	HOME DEPOT	759.17	04/14/2014
070103	04/07/2014	W/R	HOUSE OF SECURITY	25.60	04/14/2014
070104	04/07/2014	W/R	ITsavvy	1,843.00	04/14/2014
070105	04/07/2014	W/R	J & B ACCOUSTICAL	41.04	04/09/2014
070106	04/07/2014	W/R	JOSTEN'S	55.00	04/14/2014
070107	04/07/2014	W/R	JULIAN & GRUBE, INC.	1,500.00	04/11/2014
070108	04/07/2014	W/R	MANSFIELD AUTO PARTS	651.45	04/11/2014
070109	04/07/2014	W/R	MANSFIELD MEMORIAL PARK	112.00	04/22/2014
070110	04/07/2014	W/R	MEDCENTRAL PEDIATRIC THERAPY	30,740.00	04/11/2014
070111	04/07/2014	W/R	MID-OHIO ED. SERVICE CENTER	100.00	04/09/2014
070112	04/07/2014	W/R	MILLIRON WASTE MGT.	757.64	04/10/2014
070113	04/07/2014	W/R	RICHLAND CO. HEALTH DEPT	3,950.24	04/11/2014
070114	04/07/2014	W/R	MT BUSINESS TECHNOLOGIES, INC.	458.04	04/10/2014
070115	04/07/2014	W/R	MVD SPORTS	1,361.97	04/10/2014
070116	04/07/2014	W/R	MY BINDING.COM	353.27	04/14/2014
070117	04/07/2014	W/R	ACORN DISTRIBUTORS, INC.	198.55	04/14/2014
070118	04/07/2014	W/R	NORTH CENTRAL OHIO ESC	770.00	04/11/2014
070119	04/07/2014	W/R	PIONEER CAREER & TECHNOLOGY	45.00	04/11/2014
070120	04/07/2014	W/R	POST MASTER	245.00	04/09/2014
070121	04/07/2014	W/R	QUENCH	38.00	04/14/2014
070122	04/07/2014	W/R	SMITH, RACHEL	570.00	04/09/2014
070123	04/07/2014	W/R	BIGLEY, REBECCA	150.00	04/14/2014
070124	04/07/2014	W/R	REINDL SPRING SERVICE	243.16	04/10/2014
070125	04/07/2014	W/R	SARVER PAVING COMPANY	250.88	04/14/2014
070126	04/07/2014	W/R	SMETZ'S TIRE SERVICE CENTER	2,747.40	04/14/2014
070127	04/07/2014	W/R	SPORT-N-SHOES	705.00	04/10/2014
070128	04/07/2014	W/R	STANDARD PLUMBING & HEATING CO	274.00	04/11/2014
070129	04/07/2014	W/R	SunGraphics, Inc.	1,457.66	04/09/2014
070130	04/07/2014	W/R	SUPER DUPER PUBLICATIONS	233.00	04/14/2014
070131	04/07/2014	W/R	BROWNELL, TOM	190.00	04/09/2014
070132	04/07/2014	W/R	TRUCK SALES & SERVICE, INC.	7,709.14	04/11/2014
070133	04/07/2014	W/R	WAL-MART DISCOUNT CITIES	105.07	04/14/2014
070134	04/07/2014	W/R	WOLFF BROS. SUPPLY, INC.	339.66	04/10/2014
070135	04/07/2014	W/R	WORNER ROOFING COMPANY	3,220.75	04/09/2014
070136	04/08/2014	W/R	STATE TEACHERS RETIREMENT	4,100.02	04/14/2014
070137	04/10/2014	W/R	NICKLES BAKERY	253.97	04/18/2014

Date: 5/06/2014

C H E C K R E G I S T E R
Processing Month: April 2014
LEXINGTON LOCAL SCHOOLS

Page: 2
(CHKREG)

Check#	Check Date	Org Sta	Vendor Paid	Check Amount	Status Date
070138	04/10/2014	W/R	BALL, BENJAMIN	27.44	04/30/2014
070139	04/10/2014	W/R	BAZLEY, BRIAN	92.40	04/11/2014
070140	04/10/2014	W/R	CHARLES RITTER CO.	169.67	04/11/2014
070141	04/10/2014	W/R	CLEARWATER SYSTEMS	29.90	04/14/2014
070142	04/10/2014	W/R	DAIRY ENTERPRISES INC.	733.35	04/14/2014
070143	04/10/2014	W/R	BOND, DAVID A	80.64	04/14/2014
070144	04/10/2014	W/R	DYNAMIC AUDIO	429.00	04/14/2014
070145	04/10/2014	W/R	EDGE DOCUMENT SOLUTIONS, LLC	864.00	04/16/2014
070146	04/10/2014	W/R	GEYER'S MARKET'S, INC.	383.14	04/14/2014
070147	04/10/2014	W/R	GRAINGER	296.13	04/14/2014
070148	04/10/2014	W/R	HD SUPPLY FACILITIES	149.39	04/16/2014
070149	04/10/2014	W/R	LESCH BATTERY & POWER	22.49	04/15/2014
070150	04/10/2014	W/R	LEXINGTON ATHLETIC DEPT./PC	160.92	04/11/2014
070151	04/10/2014	W/R	ORRVILLE CITY SCHOOLS	235.00	04/15/2014
070152	04/10/2014	W/R	CONOVER, PAM	570.00	04/14/2014
070153	04/10/2014	W/R	PIONEER CAREER & TECHNOLOGY	30.00	04/14/2014
070154	04/10/2014	W/R	POST MASTER	294.00	04/23/2014
070155	04/10/2014	W/R	REINDL SPRING SERVICE	428.73	04/14/2014
070156	04/10/2014	W/R	RICHLAND CO. JUVENILE COURT	20.91	04/17/2014
070157	04/10/2014	W/R	TOMMELLEO, ROBERT J	25.76	04/11/2014
070158	04/10/2014	W/R	SCHOLASTIC INC	1,144.35	04/16/2014
070159	04/10/2014	W/R	SHERWIN-WILLIAMS	388.73	04/17/2014
070160	04/10/2014	W/R	STANTON SHEET MUSIC	1,096.97	04/16/2014
070161	04/10/2014	W/R	YOUNG, SUSAN	570.00	04/14/2014
070162	04/10/2014	W/R	SYSCO CLEVELAND, INC.	2,493.61	04/15/2014
070163	04/10/2014	W/R	UCS-SPIRIT	2,188.00	04/15/2014
070164	04/10/2014	W/R	VILLAGE OF LEXINGTON	5,334.79	04/14/2014
070165	04/14/2014	W/R	NICKLES BAKERY	317.73	04/18/2014
070166	04/14/2014	W/R	AMERICAN TIME & SIGNAL	872.12	04/21/2014
070167	04/14/2014	W/R	AWARDSMITH	604.00	04/21/2014
070168	04/14/2014	W/R	BIOMETRIC INFORMATION	576.00	04/22/2014
070169	04/14/2014	W/R	CARDINAL BUS SALES & SERVICE	204.15	04/18/2014
070170	04/14/2014	W/R	CDI COMPUTERS DEALERS INC.	315.00	04/28/2014
070171	04/14/2014	W/R	CDW-G	577.48	04/21/2014
070172	04/14/2014	W/W	DINGESS, CHRISTEN	119.99	
070173	04/14/2014	W/R	COLES ENERGY, INC.	1,234.29	04/18/2014
070174	04/14/2014	W/R	Constellation NewEnergy	8,282.44	04/21/2014
070175	04/14/2014	W/R	CULLIGAN QUALITY WATER	37.00	04/18/2014
070176	04/14/2014	W/R	DAIRY ENTERPRISES INC.	724.04	04/17/2014
070177	04/14/2014	W/R	BENSON, DENISE	570.00	04/28/2014
070178	04/14/2014	W/R	ELZY MILLING & TRADE LTD.	965.20	04/18/2014
070179	04/14/2014	W/R	FRIENDLY HOUSE	8,600.00	04/24/2014
070180	04/14/2014	W/R	GRAINGER	53.56	04/21/2014
070181	04/14/2014	W/R	HARCOURT OUTLINE, INC.	122.32	04/18/2014
070182	04/14/2014	W/R	HD SUPPLY FACILITIES	270.26	04/21/2014
070183	04/14/2014	W/R	KELL ACE HARDWARE	41.83	04/22/2014
070184	04/14/2014	W/R	KUHN COSTUME RENTAL	279.00	04/21/2014
070185	04/14/2014	W/R	LESLEY UNIVERSITY	695.00	04/30/2014
070186	04/14/2014	W/R	LEXINGTON BOARD OF ED.	1,123.62	04/14/2014
070187	04/14/2014	W/R	LOEB ELECTRIC	477.31	04/18/2014
070188	04/14/2014	W/R	LOWE'S HOME CENTER	481.31	04/21/2014
070189	04/14/2014	W/R	MCDONALD'S FAMILY RESTAURANTS	75.00	04/18/2014

Check#	Check Date	Org Sta	Vendor Paid	Check Amount	Status Date
070190	04/14/2014	W/R	MID-OHIO ED. SERVICE CENTER	1,160.00	04/16/2014
070191	04/14/2014	W/R	MT BUSINESS TECHNOLOGIES, INC.	98.32	04/16/2014
070192	04/14/2014	W/R	MUSIC THEATRE INTERNATIONAL	80.00	04/21/2014
070193	04/14/2014	W/R	ACORN DISTRIBUTORS, INC.	277.97	04/18/2014
070194	04/14/2014	W/R	O.E. MEYER COMPANY	78.24	04/25/2014
070195	04/14/2014	W/R	OAASFEP	1,080.00	04/30/2014
070196	04/14/2014	W/R	REINDL SPRING SERVICE	278.19	04/17/2014
070197	04/14/2014	W/W	STOLL, RITA	191.65	
070198	04/14/2014	W/W	KNUCKLES, RYAN	51.74	
070199	04/14/2014	W/R	SCHEDULE*STAR	50.00	04/25/2014
070200	04/14/2014	W/R	SIEMENS INDUSTRY, INC.	6,616.00	04/21/2014
070201	04/14/2014	W/R	YOUNG, SUSAN	1,000.00	04/17/2014
070202	04/14/2014	W/R	JONES, TIMOTHY M.	473.28	04/21/2014
070203	04/14/2014	W/R	OHIO BUREAU OF CRIMINAL IDENT.	376.00	04/21/2014
070204	04/14/2014	W/R	WOLFF BROS. SUPPLY, INC.	215.32	04/17/2014
070205	04/16/2014	W/R	METROPOLITAN EDUCATIONAL	1,049.71	04/23/2014
070206	04/16/2014	W/R	SCHOOL EMPLOYEES RETIREMENT	4,693.03	04/22/2014
070207	04/16/2014	W/R	STATE TEACHERS RETIREMENT	4,100.02	04/22/2014
070208	04/16/2014	B/B	HENTHORN, KRISTEN	90.00	
070209	04/16/2014	B/R	HOLMES, HOLLY	17.04	04/30/2014
070210	04/16/2014	B/R	COVEY BRANDI	13.00	04/22/2014
070211	04/21/2014	W/R	NICKLES BAKERY	373.90	04/25/2014
070212	04/21/2014	W/R	COCKLEY, CHRISTINE	20.00	04/30/2014
070213	04/21/2014	W/R	COLES ENERGY, INC.	354.27	04/23/2014
070214	04/21/2014	W/R	DAIRY ENTERPRISES INC.	2,972.41	04/23/2014
070215	04/21/2014	W/R	DRAIN-PRO	185.00	04/28/2014
070216	04/21/2014	W/R	FAST EDDIES	104.50	04/23/2014
070217	04/21/2014	W/R	GIONINO'S PIZZERIA	38.00	04/28/2014
070218	04/21/2014	W/R	GRAINGER	4,304.70	04/25/2014
070219	04/21/2014	W/R	ITsavvy	608.00	04/28/2014
070220	04/21/2014	W/R	STRICKLER, JEFFREY	570.00	04/23/2014
070221	04/21/2014	W/R	SECRIST, JEREMY	430.00	04/24/2014
070222	04/21/2014	W/R	YOUNG, KEVIN	430.00	04/24/2014
070223	04/21/2014	W/R	KIMBALL MIDWEST	140.50	04/28/2014
070224	04/21/2014	W/W	NORKRO CLOCK PARTS	70.90	
070225	04/21/2014	W/R	RC THERAPY SERVICES, INC.	6,286.50	04/28/2014
070226	04/21/2014	W/R	RENHILL GROUP, INC.	1,922.17	04/25/2014
070227	04/21/2014	W/R	SAMMONS PRESTON	80.35	04/24/2014
070228	04/21/2014	W/W	SCHOLASTIC INC.	284.30	
070229	04/21/2014	W/R	SCHOOL SPECIALTY INC.	207.03	04/25/2014
070230	04/21/2014	W/R	STANDARD PLUMBING & HEATING CO	180.00	04/23/2014
070231	04/21/2014	W/R	TLC KANVAS	125.00	04/25/2014
070232	04/21/2014	W/R	US BANK	19,109.68	04/24/2014
070233	04/24/2014	W/W	NICKLES BAKERY	133.08	
070234	04/24/2014	W/R	JAVUREK, AUSTIN	130.15	04/28/2014
070235	04/24/2014	W/W	BUREAU OF EDUCATION & RESEARCH	229.00	
070236	04/24/2014	W/R	PASHEILICH, CARLA	190.00	04/30/2014
070237	04/24/2014	W/R	CBIZ BENEFITS & INSURANCE	2,750.00	04/29/2014
070238	04/24/2014	W/W	CenturyLink	1,499.23	
070239	04/24/2014	W/R	ELZY MILLING & TRADE LTD.	703.20	04/30/2014
070240	04/24/2014	W/R	GILBARCO INC.	30.00	04/29/2014
070241	04/24/2014	W/R	GIONINO'S PIZZERIA	438.00	04/28/2014

Date: 5/06/2014

C H E C K R E G I S T E R
Processing Month: April 2014
LEXINGTON LOCAL SCHOOLS

Page: 4
(CHKREG)

Check#	Check Date	Org Sta	Vendor Paid	Check Amount	Status Date
070242	04/24/2014	W/W	HEALTHCARE BILLING SERVICES	92.32	
070243	04/24/2014	W/R	HASSMANN, JONI	25.87	04/30/2014
070244	04/24/2014	W/R	BOWMAN, JOY	570.00	04/29/2014
070245	04/24/2014	W/R	WEIDIG, KATHY	85.41	04/28/2014
070246	04/24/2014	W/W	KELL ACE HARDWARE	9.78	
070247	04/24/2014	W/R	LAMINATOR.COM	104.95	04/30/2014
070248	04/24/2014	W/R	MANSFIELD STRUCTURAL &	211.00	04/29/2014
070249	04/24/2014	W/W	HAAS, MARSHA	570.00	
070250	04/24/2014	W/R	MEDINA COUNTY SCHOOLS' ESC	70.00	04/29/2014
070251	04/24/2014	W/R	MT BUSINESS TECHNOLOGIES, INC.	491.60	04/28/2014
070252	04/24/2014	W/W	MVD SPORTS	4,134.00	
070253	04/24/2014	W/W	NASSP	85.00	
070254	04/24/2014	W/R	OHIO HEALTH CONSORTIUM, INC.	286.00	04/28/2014
070255	04/24/2014	W/R	PLUMBMASER, INC.	46.29	04/30/2014
070256	04/24/2014	W/W	RENWICK, WELSH & BURTON	1,075.00	
070257	04/24/2014	W/R	RICHLAND NEWHOPE CENTER	11,770.50	04/30/2014
070258	04/24/2014	W/R	SCHMIDT SECURITY	835.00	04/28/2014
070259	04/24/2014	W/R	SCHOOL SPECIALTY INC.	133.08	04/29/2014
070260	04/24/2014	W/W	SDE REGISTRATIONS	209.00	
070261	04/24/2014	W/W	THE WINNER'S EDGE	732.88	
070262	04/24/2014	W/W	EICHLER, TROY	520.00	
070263	04/28/2014	W/W	GENERAL BINDING CORPORATION	145.20	
070264	04/28/2014	W/W	ALBERT GUARNIERI & CO., INC.	61.58	
070265	04/28/2014	W/W	NICKLES BAKERY	83.72	
070266	04/28/2014	W/W	AMERICAN ELECTRIC POWER	27,932.54	
070267	04/28/2014	W/W	APPERSON	579.95	
070268	04/28/2014	W/W	BAUMSPAGE.COM,LLC	98.88	
070269	04/28/2014	W/W	CARDINAL BUS SALES & SERVICE	383.72	
070270	04/28/2014	W/W	CDW-G	467.83	
070271	04/28/2014	W/R	CHARLES RITTER CO.	375.32	04/30/2014
070272	04/28/2014	W/W	COLES ENERGY, INC.	332.58	
070273	04/28/2014	W/W	DAIRY ENTERPRISES INC.	719.56	
070274	04/28/2014	W/W	G & L SUPPLY CO.	625.52	
070275	04/28/2014	W/W	GERMAN'S BUS SALES & SERVICE	1,234.56	
070276	04/28/2014	W/W	GRAINGER	316.50	
070277	04/28/2014	W/W	HD SUPPLY FACILITIES	350.60	
070278	04/28/2014	W/W	MACK, HEIDI	500.00	
070279	04/28/2014	W/W	HUNTSMAN TRUCKING, INC.	426.12	
070280	04/28/2014	W/R	J & B ACOUSTICAL	10.00	04/30/2014
070281	04/28/2014	W/W	JOSTEN'S	914.35	
070282	04/28/2014	W/W	LEX LANES	1,200.00	
070283	04/28/2014	W/W	MHS INDUSTRIAL SUPPLY	26.48	
070284	04/28/2014	W/W	MID-OHIO AUTO REPAIR	106.59	
070285	04/28/2014	W/R	MID-OHIO ED. SERVICE CENTER	133.97	04/30/2014
070286	04/28/2014	W/W	RICHLAND CO. HEALTH DEPT	4,700.08	
070287	04/28/2014	W/W	PIONEER CTC	370.00	
070288	04/28/2014	W/W	PLANNER PADS, CO.	34.94	
070289	04/28/2014	W/W	POST MASTER	196.00	
070290	04/28/2014	W/W	POWER OF THE PEN	200.00	
070291	04/28/2014	W/W	R & L APPLIANCE PARTS	104.48	
070292	04/28/2014	W/W	REINDL SPRING SERVICE	60.00	
070293	04/28/2014	W/W	SHELBY PRINTING, INC.	59.23	

Date: 5/06/2014

C H E C K R E G I S T E R
Processing Month: April 2014
LEXINGTON LOCAL SCHOOLS

Page: 5
(CHKREG)

Check#	Check Date	Org Sta	Vendor Paid	Check Amount	Status Date
070294	04/28/2014	W/W	SMETZ'S TIRE SERVICE CENTER	563.12	
070295	04/28/2014	W/W	SPORTS EQUIPMENT SPECIALISTS	685.00	
070296	04/28/2014	W/W	VERIZON WIRELESS	650.63	
070297	04/28/2014	W/W	WAL-MART DISCOUNT CITIES	430.97	
070298	04/28/2014	W/W	WOLFF BROS. SUPPLY, INC.	313.53	
070299	04/28/2014	W/R	WORNER ROOFING COMPANY	418.53	04/30/2014
070300	04/29/2014	W/W	POST MASTER	98.00	
070301	04/30/2014	W/W	LEXINGTON ATHLETIC ACCOUNT	2,910.00	
070302	04/30/2014	W/W	YEICHNER, JOHN	100.00	
070303	04/30/2014	W/W	PARSONS, MINDY T	100.00	
690534	04/04/2014	C/R	LEXINGTON SCHOOLS - PAYROLL	496,573.49	04/30/2014
690535	04/07/2014	M/M	LEXINGTON SCHOOLS - PAYROLL	6,728.62	
690536	04/08/2014	M/M	RICHLAND COUNTY AUDITOR	134,521.86	
690537	04/17/2014	C/R	LEXINGTON SCHOOLS - PAYROLL	483,667.73	04/30/2014
690538	04/16/2014	M/M	LEXINGTON SCHOOLS - PAYROLL	6,540.95	
690539	04/16/2014	M/M	ANTHEM BENEFIT SERVICES	263,052.66	
690540	04/28/2014	M/M	MEMO-S.E.R.S.	43,616.00	
690541	04/28/2014	M/M	MEMO-S.T.R.S.	109,876.00	
690542	04/28/2014	M/M	MEMO-MID OHIO ESC	7,794.07	
690544	04/30/2014	T/T	LEXINGTON BOARD OF ED.	50,000.00	
Total Checks Issued				\$ 1,877,723.20	

TRANS NO	ITEM NO	TRANS DATE	STS	DESCRIPTION OR SOURCE	TI	FUND	RCPT	SPCC	SUBJ	OPU	TRANS AMOUNT
065345	0001	04/02/2014	A	Prop Tax Adv - Richland Genera	03	001	1111	0000	000000	000	2,317,084.27
065345	0002	04/02/2014	A	Prop Tax Adv Richland Emerg	03	001	1111	0000	000000	000	1,884,464.92
RCPT CODE SUB-TOTAL:											4,201,549.19
065345	0004	04/02/2014	A	Personal Prop - Richland Gener	03	001	1122	0000	000000	000	112,943.02
065345	0005	04/02/2014	A	Personal Prop Richland Emerg	03	001	1122	0000	000000	000	62,746.08
RCPT CODE SUB-TOTAL:											175,689.10
065344	0001	04/03/2014	A	Apr & May Tuition - Taylor	03	001	1211	0000	000000	000	2,291.32
065359	0001	04/07/2014	A	Ghazarian April Tuition	03	001	1211	0000	000000	000	1,145.66
065363	0001	04/08/2014	A	Miller April Tuition	03	001	1211	0000	000000	000	572.83
065376	0001	04/14/2014	A	Iten April Tuition pymt	03	001	1211	0000	000000	000	572.83
065392	0001	04/16/2014	A	Proulx Apr & May Tuition	03	001	1211	0000	000000	000	1,144.66
065417	0001	04/25/2014	A	Buchanan March Tuition	03	001	1211	0000	000000	000	572.83
RCPT CODE SUB-TOTAL:											6,300.13
065419	0021	04/25/2014	A	SF-14H Spec. Ed Tuition	03	001	1223	0000	000000	000	2,252.24-
065419	0023	04/25/2014	A	SF-14H Spec. Ed. tuition	03	001	1223	0000	000000	000	2,376.28-
RCPT CODE SUB-TOTAL:											4,628.52-
065374	0013	04/11/2014	A	Open Enrollment Revenue	03	001	1227	0000	000000	000	84.44
065419	0013	04/25/2014	A	Open Enrollment Revenue	03	001	1227	0000	000000	000	84.43
RCPT CODE SUB-TOTAL:											168.87
065431	0001	04/30/2014	A	Richland Bank Aug Interest	03	001	1410	0000	000000	000	764.25
RCPT CODE SUB-TOTAL:											764.25
065330	0001	04/01/2014	A	Central Fees	03	001	1740	0000	000000	400	28.00
065333	0001	04/01/2014	A	Eastern School Fees	03	001	1740	0000	000000	300	152.00
065336	0001	04/01/2014	A	Summer PE	03	001	1740	0000	080999	100	180.00
065338	0001	04/02/2014	A	Western School Fees	03	001	1740	0000	000000	500	20.00
065339	0001	04/02/2014	A	Western School Fees	03	001	1740	0000	000000	500	19.00
065340	0001	04/03/2014	A	Western School Fees	03	001	1740	0000	000000	500	20.00
065355	0001	04/04/2014	A	Central School Fees	03	001	1740	0000	000000	400	30.00
065356	0001	04/07/2014	A	Central School Fees	03	001	1740	0000	000000	400	56.00
065365	0001	04/09/2014	A	School Fees HS	03	001	1740	0000	000000	100	43.00
065367	0001	04/09/2014	A	Summer PE	03	001	1740	0000	080999	100	225.00
065386	0001	04/11/2014	A	Eastern School Fees	03	001	1740	0000	000000	300	90.00

STATUS (STS) CODES:

A-RECEIPT B-REFUND OF RECEIPT V-VOID REFUND OF RECEIPT X-REDUCTION OF EXPENDITURE
 C-APPROPRIATION OR BUDGET MODIFICATIONS D-EXPENSE/SUPPLIES DISTRIBUTION F-FUND TO FUND TRANSFER

DATE: 05/06/2014
 TIME: 10:15

LEXINGTON LOCAL SCHOOLS
 TRANS. BY FUND/RCPT, ALL FUNDS
 DATES 04/01/2014 THRU 04/30/2014
 SORTED BY TRANSACTION DATE

PAGE: 2
 (RECLD)

TRANS NO	ITEM NO	TRANS DATE	STS	DESCRIPTION OR SOURCE	TI	FUND	RCPT	SPCC	SUBJ	OPU	TRANS AMOUNT
065394	0001	04/11/2014	A	Central School Fees	03	001	1740	0000	000000	400	28.00
065381	0001	04/16/2014	B	REFUND FOR SUMMER PE	03	001	1740	0000	080999	100	90.00-
065383	0002	04/16/2014	B	FEE REFUND	03	001	1740	0000	000000	400	7.50-
065400	0001	04/22/2014	A	Western school fees	03	001	1740	0000	000000	500	7.50
065401	0001	04/22/2014	A	HS Summer PE	03	001	1740	0000	080999	100	360.00
065412	0001	04/25/2014	A	Western School Fees	03	001	1740	0000	000000	500	11.00
065414	0001	04/25/2014	A	Eastern School Fees	03	001	1740	0000	000000	300	87.00
065416	0001	04/25/2014	A	Summer PE	03	001	1740	0000	080999	100	540.00
065425	0001	04/30/2014	A	HS Summer PE	03	001	1740	0000	080999	100	270.00
065427	0001	04/30/2014	A	HS Fees - Pay For It	03	001	1740	0000	000000	100	23.00
065427	0002	04/30/2014	A	Central Fees - Pay For It	03	001	1740	0000	000000	400	15.00
065427	0003	04/30/2014	A	Jr High Fees - Pay For It	03	001	1740	0000	000000	400	0.00
065427	0004	04/30/2014	A	Eastern Fees - Pay For It	03	001	1740	0000	000000	400	30.00
065427	0005	04/30/2014	A	Western Fees - Pay For It	03	001	1740	0000	000000	400	0.00
RCPT CODE SUB-TOTAL:											2,137.00
065377	0001	04/14/2014	A	Rb Tourn Expenses Reimb	03	001	1890	0000	000000	000	892.32
RCPT CODE SUB-TOTAL:											892.32
065374	0001	04/11/2014	A	Opportunity Grant	03	001	3110	0000	000000	000	302,652.18
065374	0002	04/11/2014	A	Targeted Assistance	03	001	3110	0000	000000	000	18,195.60
065374	0003	04/11/2014	A	K-3 Literacy Funding	03	001	3110	0000	000000	000	4,183.26
065374	0005	04/11/2014	A	Limited English Prof Funding	03	001	3110	0000	000000	000	537.54
065374	0006	04/11/2014	A	Gifted Education Funding	03	001	3110	0000	000000	000	5,316.69
065374	0007	04/11/2014	A	Transportation	03	001	3110	0000	000000	000	20,289.14
065374	0008	04/11/2014	A	Special Education Funding	03	001	3110	0000	000000	000	37,362.55
065374	0010	04/11/2014	A	Transitional Aid Guarantee	03	001	3110	0000	000000	000	11,098.46-
065374	0011	04/11/2014	A	Preschool Special Educ Funding	03	001	3110	0000	000000	000	5,301.97
065374	0012	04/11/2014	A	Special Educ Transportation	03	001	3110	0000	000000	000	2,111.80
065419	0001	04/25/2014	A	Opportunity Grant	03	001	3110	0000	000000	000	269,447.88
065419	0002	04/25/2014	A	Targeted Assistance	03	001	3110	0000	000000	000	16,526.60
065419	0003	04/25/2014	A	K-3 Literacy Funding	03	001	3110	0000	000000	000	3,790.71
065419	0005	04/25/2014	A	Limited English Prof Funding	03	001	3110	0000	000000	000	478.45
065419	0006	04/25/2014	A	Gifted Education Funding	03	001	3110	0000	000000	000	4,746.14
065419	0007	04/25/2014	A	Transportation	03	001	3110	0000	000000	000	81,700.32
065419	0008	04/25/2014	A	Special Education Funding	03	001	3110	0000	000000	000	37,244.92
065419	0010	04/25/2014	A	Transitional Aid Guarantee	03	001	3110	0000	000000	000	11,098.45-
065419	0011	04/25/2014	A	Preschool Special Educ Funding	03	001	3110	0000	000000	000	5,298.10
065419	0012	04/25/2014	A	Special Educ Transportation	03	001	3110	0000	000000	000	2,111.80
RCPT CODE SUB-TOTAL:											795,098.74

STATUS (STS) CODES:

A-RECEIPT B-REFUND OF RECEIPT V-VOID REFUND OF RECEIPT X-REDUCTION OF EXPENDITURE
 C-APPROPRIATION OR BUDGET MODIFICATIONS D-EXPENSE/SUPPLIES DISTRIBUTION F-FUND TO FUND TRANSFER

DATE: 05/06/2014
 TIME: 10:15

LEXINGTON LOCAL SCHOOLS
 TRANS. BY FUND/RCPT, ALL FUNDS
 DATES 04/01/2014 THRU 04/30/2014
 SORTED BY TRANSACTION DATE

PAGE: 3
 (RECLE)

TRANS NO	ITEM NO	TRANS DATE	STS	DESCRIPTION OR SOURCE	TI	FUND	RCPT	SPCC	SUBT	OPU	TRANS AMOUNT
065374	0004	04/11/2014	A	Economic Disadvanted Funding	03	001	3211	0000	000000	000	2,418.88
065419	0004	04/25/2014	A	Economic Disadvanted Funding	03	001	3211	0000	000000	000	2,166.78
RCPT CODE SUB-TOTAL:											4,585.66
065374	0009	04/11/2014	A	Career Tech Education Funding	03	001	3219	0000	000000	000	364.27
065419	0009	04/25/2014	A	Career Tech Education Funding	03	001	3219	0000	000000	000	363.18
RCPT CODE SUB-TOTAL:											727.45
065423	0001	04/29/2014	A	MEDICAID Recd -4/17/14	03	001	3300	0000	000000	000	6,518.99
RCPT CODE SUB-TOTAL:											6,518.99
640384	0001	04/30/2014	F	REPAYMENT OF ADVANCE - PI	08	001	5220	0000	000000	000	50,000.00
RCPT CODE SUB-TOTAL:											50,000.00
FUND CODE SUB-TOTAL:											5,239,803.18
065345	0003	04/02/2014	A	Prop Tax Adv Richland Perm Imp	03	003	1111	0000	000000	000	206,342.51
RCPT CODE SUB-TOTAL:											206,342.51
065345	0006	04/02/2014	A	Personal Prop Richland Perm Im	03	003	1122	0000	000000	000	10,588.38
RCPT CODE SUB-TOTAL:											10,588.38
FUND CODE SUB-TOTAL:											216,930.89
065369	0026	04/04/2014	A	HS Breakfast	03	006	1511	0000	000000	100	163.90
065369	0027	04/04/2014	A	Jr. Hi Breakfast	03	006	1511	0000	000000	200	31.00
065369	0028	04/04/2014	A	Eastern Breakfast	03	006	1511	0000	000000	300	58.65
065369	0029	04/04/2014	A	Central Breakfast	03	006	1511	0000	000000	400	54.85
065369	0030	04/04/2014	A	Western Breakfast	03	006	1511	0000	000000	500	61.20
065393	0026	04/11/2014	A	HS Breakfast	03	006	1511	0000	000000	100	200.45
065393	0027	04/11/2014	A	Jr. Hi Breakfast	03	006	1511	0000	000000	200	40.30
065393	0028	04/11/2014	A	Eastern Breakfast	03	006	1511	0000	000000	300	58.05
065393	0029	04/11/2014	A	Central Breakfast	03	006	1511	0000	000000	400	68.45
065393	0030	04/11/2014	A	Western Breakfast	03	006	1511	0000	000000	500	68.80
065418	0026	04/25/2014	A	HS Breakfast	03	006	1511	0000	000000	100	216.20
065418	0027	04/25/2014	A	Jr. Hi Breakfast	03	006	1511	0000	000000	200	19.95

STATUS (STS) CODES:

A-RECEIPT B-REFUND OF RECEIPT V-VOID REFUND OF RECEIPT X-REDUCTION OF EXPENDITURE
 C-APPROPRIATION OR BUDGET MODIFICATIONS D-EXPENSE/SUPPLIES DISTRIBUTION F-FUND TO FUND TRANSFER

TRANS NO	ITEM NO	TRANS DATE	STS	DESCRIPTION OR SOURCE	TI	FUND	RCPT	SPCC	SUBJ	OPU	TRANS AMOUNT
065418	0028	04/25/2014	A	Eastern Breakfast	03	006	1511	0000	000000	300	45.90
065418	0029	04/25/2014	A	Central Breakfast	03	006	1511	0000	000000	400	60.00
065418	0030	04/25/2014	A	Western Breakfast	03	006	1511	0000	000000	500	53.00
065430	0026	04/30/2014	A	HS Breakfast	03	006	1511	0000	000000	100	129.25
065430	0027	04/30/2014	A	Jr. Hi Breakfast	03	006	1511	0000	000000	200	20.20
065430	0028	04/30/2014	A	Eastern Breakfast	03	006	1511	0000	000000	300	28.55
065430	0029	04/30/2014	A	Central Breakfast	03	006	1511	0000	000000	400	44.90
065430	0030	04/30/2014	A	Western Breakfast	03	006	1511	0000	000000	500	33.60
RCPT CODE SUB-TOTAL:											1,457.20
065369	0001	04/04/2014	A	HS Stu. Type A	03	006	1512	0000	000000	100	3,173.10
065369	0005	04/04/2014	A	HS ROA Stu. Type A	03	006	1512	0000	000000	100	766.27-
065369	0006	04/04/2014	A	Jr Hi Stu. Type A	03	006	1512	0000	000000	200	1,611.45
065369	0010	04/04/2014	A	Jr. Hi. ROA Stu Type A	03	006	1512	0000	000000	200	368.60-
065369	0011	04/04/2014	A	Eastern Stu. Type A	03	006	1512	0000	000000	300	1,300.75
065369	0015	04/04/2014	A	Eastern ROA Stu. Type A	03	006	1512	0000	000000	300	444.40-
065369	0016	04/04/2014	A	Central Stu. Type A	03	006	1512	0000	000000	400	1,017.20
065369	0020	04/04/2014	A	Central ROA Stu. Type A	03	006	1512	0000	000000	400	340.83-
065369	0021	04/04/2014	A	Western Stu. Type A	03	006	1512	0000	000000	500	704.35
065369	0025	04/04/2014	A	Western ROA Stu. Type A	03	006	1512	0000	000000	500	117.87-
065393	0001	04/11/2014	A	HS Stu. Type A	03	006	1512	0000	000000	100	4,135.00
065393	0005	04/11/2014	A	HS ROA Stu. Type A	03	006	1512	0000	000000	100	1,540.46-
065393	0006	04/11/2014	A	Jr Hi Stu. Type A	03	006	1512	0000	000000	200	1,940.60
065393	0010	04/11/2014	A	Jr. Hi. ROA Stu Type A	03	006	1512	0000	000000	200	850.13-
065393	0011	04/11/2014	A	Eastern Stu. Type A	03	006	1512	0000	000000	300	1,659.30
065393	0015	04/11/2014	A	Eastern ROA Stu. Type A	03	006	1512	0000	000000	300	512.10-
065393	0016	04/11/2014	A	Central Stu. Type A	03	006	1512	0000	000000	400	1,326.25
065393	0020	04/11/2014	A	Central ROA Stu. Type A	03	006	1512	0000	000000	400	603.49-
065393	0021	04/11/2014	A	Western Stu. Type A	03	006	1512	0000	000000	500	911.45
065393	0025	04/11/2014	A	Western ROA Stu. Type A	03	006	1512	0000	000000	500	372.57-
065383	0001	04/16/2014	B	LUNCH ACCT REFUND	03	006	1512	0000	000000	400	5.50-
065396	0001	04/18/2014	A	NSF Check RT west cafe	03	006	1512	0000	000000	500	20.00-
065418	0001	04/25/2014	A	HS Stu. Type A	03	006	1512	0000	000000	100	4,185.55
065418	0005	04/25/2014	A	HS ROA Stu. Type A	03	006	1512	0000	000000	100	910.45-
065418	0006	04/25/2014	A	Jr Hi Stu. Type A	03	006	1512	0000	000000	200	2,066.60
065418	0010	04/25/2014	A	Jr. Hi. ROA Stu Type A	03	006	1512	0000	000000	200	162.65-
065418	0011	04/25/2014	A	Eastern Stu. Type A	03	006	1512	0000	000000	300	1,593.25
065418	0015	04/25/2014	A	Eastern ROA Stu. Type A	03	006	1512	0000	000000	300	384.11-
065418	0016	04/25/2014	A	Central Stu. Type A	03	006	1512	0000	000000	400	1,519.20
065418	0020	04/25/2014	A	Central ROA Stu. Type A	03	006	1512	0000	000000	400	60.28-
065418	0021	04/25/2014	A	Western Stu. Type A	03	006	1512	0000	000000	500	931.15
065418	0025	04/25/2014	A	Western ROA Stu. Type A	03	006	1512	0000	000000	500	23.26-
065427	0006	04/30/2014	A	HS Lunch - Pay For It	03	006	1512	0000	000000	100	2,517.20

STATUS (STS) CODES:

A-RECEIPT B-REFUND OF RECEIPT V-VOID REFUND OF RECEIPT X-REDUCTION OF EXPENDITURE
 C-APPROPRIATION OR BUDGET MODIFICATIONS D-EXPENSE/SUPPLIES DISTRIBUTION F-FUND TO FUND TRANSFER

TRANS NO	ITEM NO	TRANS DATE	STS	DESCRIPTION OR SOURCE	TI	FUND	RCPT	SPCC	SUBJ	OPU	TRANS AMOUNT
065427	0007	04/30/2014	A	Jr High Lunch - Pay For It	03	006	1512	0000	000000	200	1,530.50
065427	0008	04/30/2014	A	Eastern Lunch - Pay For It	03	006	1512	0000	000000	300	1,047.25
065427	0009	04/30/2014	A	Central Lunch - Pay For It	03	006	1512	0000	000000	400	1,226.50
065427	0010	04/30/2014	A	Western Lunch - Pay For It	03	006	1512	0000	000000	500	690.25
065430	0001	04/30/2014	A	HS Stu. Type A	03	006	1512	0000	000000	100	2,492.45
065430	0005	04/30/2014	A	HS ROA Stu. Type A	03	006	1512	0000	000000	100	338.50-
065430	0006	04/30/2014	A	Jr Hi Stu. Type A	03	006	1512	0000	000000	200	1,166.60
065430	0010	04/30/2014	A	Jr. Hi. ROA Stu Type A	03	006	1512	0000	000000	200	228.95-
065430	0011	04/30/2014	A	Eastern Stu. Type A	03	006	1512	0000	000000	300	1,003.20
065430	0015	04/30/2014	A	Eastern ROA Stu. Type A	03	006	1512	0000	000000	300	8.90-
065430	0016	04/30/2014	A	Central Stu. Type A	03	006	1512	0000	000000	400	800.25
065430	0020	04/30/2014	A	Central ROA Stu. Type A	03	006	1512	0000	000000	400	312.84-
065430	0021	04/30/2014	A	Western Stu. Type A	03	006	1512	0000	000000	500	520.40
065430	0025	04/30/2014	A	Western ROA Stu. Type A	03	006	1512	0000	000000	500	110.83-

RCPT CODE SUB-TOTAL: 32,586.81

065369	0003	04/04/2014	A	HS Stu. ALa Carte	03	006	1513	0000	000000	100	1,576.75
065369	0008	04/04/2014	A	Jr. Hi. Stu. Ala Carte	03	006	1513	0000	000000	200	771.35
065369	0013	04/04/2014	A	Eastern Stu. Ala Carte	03	006	1513	0000	000000	300	235.50
065369	0018	04/04/2014	A	Central Stu. Ala Carte	03	006	1513	0000	000000	400	92.75
065369	0023	04/04/2014	A	Western Stu. Ala Carte	03	006	1513	0000	000000	500	82.75
065393	0003	04/11/2014	A	HS Stu. ALa Carte	03	006	1513	0000	000000	100	2,008.40
065393	0008	04/11/2014	A	Jr. Hi. Stu. Ala Carte	03	006	1513	0000	000000	200	881.60
065393	0013	04/11/2014	A	Eastern Stu. Ala Carte	03	006	1513	0000	000000	300	353.40
065393	0018	04/11/2014	A	Central Stu. Ala Carte	03	006	1513	0000	000000	400	139.25
065393	0023	04/11/2014	A	Western Stu. Ala Carte	03	006	1513	0000	000000	500	108.10
065418	0003	04/25/2014	A	HS Stu. ALa Carte	03	006	1513	0000	000000	100	1,932.30
065418	0008	04/25/2014	A	Jr. Hi. Stu. Ala Carte	03	006	1513	0000	000000	200	895.15
065418	0013	04/25/2014	A	Eastern Stu. Ala Carte	03	006	1513	0000	000000	300	281.50
065418	0018	04/25/2014	A	Central Stu. Ala Carte	03	006	1513	0000	000000	400	156.65
065418	0023	04/25/2014	A	Western Stu. Ala Carte	03	006	1513	0000	000000	500	115.20
065430	0003	04/30/2014	A	HS Stu. ALa Carte	03	006	1513	0000	000000	100	1,225.80
065430	0008	04/30/2014	A	Jr. Hi. Stu. Ala Carte	03	006	1513	0000	000000	200	566.20
065430	0013	04/30/2014	A	Eastern Stu. Ala Carte	03	006	1513	0000	000000	300	152.30
065430	0018	04/30/2014	A	Central Stu. Ala Carte	03	006	1513	0000	000000	400	73.50
065430	0023	04/30/2014	A	Western Stu. Ala Carte	03	006	1513	0000	000000	500	61.15

RCPT CODE SUB-TOTAL: 11,709.60

065369	0002	04/04/2014	A	HS Stu. Milk	03	006	1514	0000	000000	100	29.00
065369	0007	04/04/2014	A	Jr. Hi. Stu Milk	03	006	1514	0000	000000	200	27.00
065369	0012	04/04/2014	A	Eastern Stu. Milk	03	006	1514	0000	000000	300	8.50
065369	0017	04/04/2014	A	Central Stu. Milk	03	006	1514	0000	000000	400	4.50

STATUS (STS) CODES:

A-RECEIPT B-REFUND OF RECEIPT V-VOID REFUND OF RECEIPT X-REDUCTION OF EXPENDITURE
 C-APPROPRIATION OR BUDGET MODIFICATIONS D-EXPENSE/SUPPLIES DISTRIBUTION F-FUND TO FUND TRANSFER

TRANS NO	ITEM NO	TRANS DATE	STS	DESCRIPTION OR SOURCE	TI	FUND	RCPT	SPCC	SUBJ	OPU	TRANS AMOUNT
065369	0022	04/04/2014	A	Western Stu. Milk	03	006	1514	0000	000000	500	16.50
065393	0002	04/11/2014	A	HS Stu. Milk	03	006	1514	0000	000000	100	31.50
065393	0007	04/11/2014	A	Jr. Hi. Stu Milk	03	006	1514	0000	000000	200	27.50
065393	0012	04/11/2014	A	Eastern Stu. Milk	03	006	1514	0000	000000	300	7.50
065393	0017	04/11/2014	A	Central Stu. Milk	03	006	1514	0000	000000	400	10.50
065393	0022	04/11/2014	A	Western Stu. Milk	03	006	1514	0000	000000	500	20.50
065418	0002	04/25/2014	A	HS Stu. Milk	03	006	1514	0000	000000	100	38.50
065418	0007	04/25/2014	A	Jr. Hi. Stu Milk	03	006	1514	0000	000000	200	31.50
065418	0012	04/25/2014	A	Eastern Stu. Milk	03	006	1514	0000	000000	300	8.00
065418	0017	04/25/2014	A	Central Stu. Milk	03	006	1514	0000	000000	400	6.50
065418	0022	04/25/2014	A	Western Stu. Milk	03	006	1514	0000	000000	500	22.00
065430	0002	04/30/2014	A	HS Stu. Milk	03	006	1514	0000	000000	100	26.50
065430	0007	04/30/2014	A	Jr. Hi. Stu Milk	03	006	1514	0000	000000	200	21.00
065430	0012	04/30/2014	A	Eastern Stu. Milk	03	006	1514	0000	000000	300	2.50
065430	0017	04/30/2014	A	Central Stu. Milk	03	006	1514	0000	000000	400	7.00
065430	0022	04/30/2014	A	Western Stu. Milk	03	006	1514	0000	000000	500	14.50
RCPT CODE SUB-TOTAL:											361.00
065369	0004	04/04/2014	A	HS Adult Ala Carte	03	006	1523	0000	000000	100	97.80
065369	0009	04/04/2014	A	Jr. Hi Adult Ala Carte	03	006	1523	0000	000000	200	28.75
065369	0014	04/04/2014	A	Eastern Adult Ala Carte	03	006	1523	0000	000000	300	44.10
065369	0019	04/04/2014	A	Central Adult Ala Carte	03	006	1523	0000	000000	400	57.00
065369	0024	04/04/2014	A	Western Adult Ala Carte	03	006	1523	0000	000000	500	0.00
065393	0004	04/11/2014	A	HS Adult Ala Carte	03	006	1523	0000	000000	100	107.05
065393	0009	04/11/2014	A	Jr. Hi Adult Ala Carte	03	006	1523	0000	000000	200	44.00
065393	0014	04/11/2014	A	Eastern Adult Ala Carte	03	006	1523	0000	000000	300	36.75
065393	0019	04/11/2014	A	Central Adult Ala Carte	03	006	1523	0000	000000	400	68.60
065393	0024	04/11/2014	A	Western Adult Ala Carte	03	006	1523	0000	000000	500	0.00
065418	0004	04/25/2014	A	HS Adult Ala Carte	03	006	1523	0000	000000	100	134.65
065418	0009	04/25/2014	A	Jr. Hi Adult Ala Carte	03	006	1523	0000	000000	200	49.75
065418	0014	04/25/2014	A	Eastern Adult Ala Carte	03	006	1523	0000	000000	300	45.35
065418	0019	04/25/2014	A	Central Adult Ala Carte	03	006	1523	0000	000000	400	58.15
065418	0024	04/25/2014	A	Western Adult Ala Carte	03	006	1523	0000	000000	500	9.75
065430	0004	04/30/2014	A	HS Adult Ala Carte	03	006	1523	0000	000000	100	66.05
065430	0009	04/30/2014	A	Jr. Hi Adult Ala Carte	03	006	1523	0000	000000	200	21.75
065430	0014	04/30/2014	A	Eastern Adult Ala Carte	03	006	1523	0000	000000	300	26.50
065430	0019	04/30/2014	A	Central Adult Ala Carte	03	006	1523	0000	000000	400	47.70
065430	0024	04/30/2014	A	Western Adult Ala Carte	03	006	1523	0000	000000	500	0.00
RCPT CODE SUB-TOTAL:											943.70
065370	0001	04/07/2014	A	State Lunch Reimb Jan-Central	03	006	3200	0000	000000	400	227.99
065370	0002	04/07/2014	A	State Lunch Reimb Jan-East	03	006	3200	0000	000000	300	333.35

STATUS (STS) CODES:
 A-RECEIPT B-REFUND OF RECEIPT U-VOID REFUND OF RECEIPT X-REDUCTION OF EXPENDITURE
 C-APPROPRIATION OR BUDGET MODIFICATIONS D-EXPENSE/SUPPLIES DISTRIBUTION F-FUND TO FUND TRANSFER

DATE: 05/06/2014
TIME: 10:15

LEXINGTON LOCAL SCHOOLS
TRANS. BY FUND/RCPT, ALL FUNDS
DATES 04/01/2014 THRU 04/30/2014
SORTED BY TRANSACTION DATE

PAGE: 7
(RECLED)

TRANS NO	ITEM NO	TRANS DATE	STS	DESCRIPTION OR SOURCE	TI	FUND	RCPT	SPCC	SUBJ	OPI	TRANS AMOUNT
065370	0003	04/07/2014	A	State Lunch Reimb Jan- HS	03	006	3200	0000	000000	100	255.76
065370	0004	04/07/2014	A	State Lunch Reimb Jan JH	03	006	3200	0000	000000	200	219.77
065370	0005	04/07/2014	A	State Lunch Reimb Jan Western	03	006	3200	0000	000000	500	184.22
RCPT CODE SUB-TOTAL:											1,221.09
FUND CODE SUB-TOTAL:											48,279.40
065431	0003	04/30/2014	A	Richland Bank August Interest	03	007	1410	9800	000000	000	1.21
RCPT CODE SUB-TOTAL:											1.21
FUND CODE SUB-TOTAL:											1.21
065431	0004	04/30/2014	A	Richland Bank Aug Interest	03	007	1410	9801	000000	000	0.20
RCPT CODE SUB-TOTAL:											0.20
FUND CODE SUB-TOTAL:											0.20
065331	0001	04/01/2014	A	AP Exams	03	018	1690	9100	000000	000	81.00
RCPT CODE SUB-TOTAL:											81.00
FUND CODE SUB-TOTAL:											81.00
065385	0001	04/11/2014	A	JH School Fees	03	018	1620	9200	000000	000	14.00
RCPT CODE SUB-TOTAL:											14.00
FUND CODE SUB-TOTAL:											14.00
065334	0001	04/01/2014	A	Eastern School Store/pencils	03	018	1620	9300	000000	000	161.00
RCPT CODE SUB-TOTAL:											161.00
FUND CODE SUB-TOTAL:											161.00

STATUS (STS) CODES:

A-RECEIPT B-REFUND OF RECEIPT V-VOID REFUND OF RECEIPT X-REDUCTION OF EXPENDITURE
C-APPROPRIATION OR BUDGET MODIFICATIONS D-EXPENSE/SUPPLIES DISTRIBUTION F-FUND TO FUND TRANSFER

DATE: 05/06/2014
 TIME: 10:15

LEXINGTON LOCAL SCHOOLS
 TRANS. BY FUND/RCPT, ALL FUNDS
 DATES 04/01/2014 THRU 04/30/2014
 SORTED BY TRANSACTION DATE

PAGE: 8
 (RECLE)

TRANS NO	ITEM NO	TRANS DATE	STS	DESCRIPTION OR SOURCE	TI	FUND	RCPT	SPCC	SUBJ	OPU	TRANS AMOUNT	
065426	0001	04/30/2014	A	Eastern Bookfair	03	018	1690	9301	000000	300	3,013.42	
											RCPT CODE SUB-TOTAL:	3,013.42
											FUND CODE SUB-TOTAL:	3,013.42
065330	0002	04/01/2014	A	Central Fees Princ	03	018	1630	9400	000000	000	2.00	
065356	0002	04/07/2014	A	Central Fees - Princ	03	018	1630	9400	000000	000	4.00	
065394	0002	04/11/2014	A	Central Fees/Yearbook	03	018	1630	9400	000000	000	15.00	
065402	0001	04/23/2014	A	Coke machine & yearbooks	03	018	1630	9400	000000	000	62.56	
065421	0001	04/28/2014	A	1st Gr Fieldtrip pymts	03	018	1630	9400	000000	000	168.00	
065422	0001	04/29/2014	A	1st Gr Fieldtrip pymts	03	018	1630	9400	000000	000	48.00	
065429	0001	04/30/2014	A	1st Grade Fieldtrip	03	018	1630	9400	000000	000	48.00	
											RCPT CODE SUB-TOTAL:	347.56
											FUND CODE SUB-TOTAL:	347.56
065364	0001	04/09/2014	A	Lost Library Book	03	018	1890	9401	000000	000	5.19	
065382	0001	04/16/2014	B	LOST LIBRARY BOOK REFUND	03	018	1890	9401	000000	000	17.04-	
											RCPT CODE SUB-TOTAL:	11.85-
											FUND CODE SUB-TOTAL:	11.85-
065332	0001	04/01/2014	A	Donations from 1st Gr Program	03	018	1630	9500	000000	000	147.02	
065338	0002	04/02/2014	A	Western Fees - Princ	03	018	1630	9500	000000	000	10.00	
065339	0002	04/02/2014	A	Western Fees - Princ	03	018	1630	9500	000000	000	11.00	
065347	0001	04/02/2014	A	DVD Orders for Music Program	03	018	1630	9500	000000	000	85.00	
065340	0002	04/03/2014	A	Western Fees- Princ	03	018	1630	9500	000000	000	10.00	
065357	0001	04/07/2014	A	Western 1st Gr Prog. donations	03	018	1630	9500	000000	000	90.00	
065361	0001	04/08/2014	A	1st Gr Music CD sales	03	018	1630	9500	000000	000	45.00	
065362	0006	04/08/2014	A	West 1st Gr Music CD sales	03	018	1630	9500	000000	000	60.00	
065368	0001	04/10/2014	A	Western School fees	03	018	1630	9500	000000	000	7.50	
065399	0001	04/22/2014	A	1st Gr Program CD sale	03	018	1630	9500	000000	000	5.00	
065415	0001	04/25/2014	A	Western yearbook sales	03	018	1630	9500	000000	000	133.00	
065420	0001	04/28/2014	A	Western Yearbook sales	03	018	1630	9500	000000	000	40.00	
											RCPT CODE SUB-TOTAL:	643.52
											FUND CODE SUB-TOTAL:	643.52

STATUS (STS) CODES:

A-RECEIPT B-REFUND OF RECEIPT V-VOID REFUND OF RECEIPT X-REDUCTION OF EXPENDITURE
 C-APPROPRIATION OR BUDGET MODIFICATIONS D-EXPENSE/SUPPLIES DISTRIBUTION F-FUND TO FUND TRANSFER

DATE: 05/06/2014
TIME: 10:15

LEXINGTON LOCAL SCHOOLS
TRANS. BY FUND/RCPT, ALL FUNDS
DATES 04/01/2014 THRU 04/30/2014
SORTED BY TRANSACTION DATE

PAGE: 9
(RECLD)

TRANS NO	ITEM NO	TRANS DATE	STS	DESCRIPTION OR SOURCE	TI	FUND	RCPT	SPCC	SUBJ	OPU	TRANS AMOUNT	
065360	0001	04/08/2014	A	Lost Library Book fine	03	018	1890	9501	000000	000	6.00	
											RCPT CODE SUB-TOTAL:	6.00
											FUND CODE SUB-TOTAL:	6.00
065351	0001	04/02/2014	A	Acad Boosters Grants	03	019	1820	9001	000000	000	2,755.00	
											RCPT CODE SUB-TOTAL:	2,755.00
											FUND CODE SUB-TOTAL:	2,755.00
065362	0003	04/08/2014	A	PTO Recycling-Central	03	019	1890	9121	000000	000	13.85	
065375	0003	04/14/2014	A	PTO Recycling-Central	03	019	1890	9121	000000	000	11.04	
											RCPT CODE SUB-TOTAL:	24.89
											FUND CODE SUB-TOTAL:	24.89
065362	0001	04/08/2014	A	PTO Recycling-Eastern	03	019	1890	9122	000000	000	13.85	
065375	0001	04/14/2014	A	PTO Recycling-Eastern	03	019	1890	9122	000000	000	11.03	
											RCPT CODE SUB-TOTAL:	24.88
											FUND CODE SUB-TOTAL:	24.88
065362	0002	04/08/2014	A	PTO Recycling-Western	03	019	1890	9123	000000	000	13.85	
065375	0002	04/14/2014	A	PTO Recycling-Western	03	019	1890	9123	000000	000	11.04	
											RCPT CODE SUB-TOTAL:	24.89
											FUND CODE SUB-TOTAL:	24.89
065353	0001	04/07/2014	A	Col. Afreicentric BB Tour Pres	03	022	1615	9601	000000	000	264.00	
											RCPT CODE SUB-TOTAL:	264.00
065352	0002	04/03/2014	A	OHSAA Girls BB Tour payment	03	022	1690	9601	000000	000	2,823.06	
											RCPT CODE SUB-TOTAL:	2,823.06
											FUND CODE SUB-TOTAL:	3,087.06

STATUS (STS) CODES:

A-RECEIPT B-REFUND OF RECEIPT V-VOID REFUND OF RECEIPT X-REDUCTION OF EXPENDITURE
C-APPROPRIATION OR BUDGET MODIFICATIONS D-EXPENSE/SUPPLIES DISTRIBUTION F-FUND TO FUND TRANSFER

DATE: 05/06/2014
 TIME: 10:15

LEXINGTON LOCAL SCHOOLS
 TRANS. BY FUND/RCPT, ALL FUNDS
 DATES 04/01/2014 THRU 04/30/2014
 SORTED BY TRANSACTION DATE

PAGE: 10
 (RECLD)

TRANS NO	ITEM NO	TRANS DATE	STS	DESCRIPTION OR SOURCE	TI	FUND	RCPT	SPEC	SUBT	OPU	TRANS AMOUNT
065431	0002	04/30/2014	A	Richland Bank August Int. 024	03	024	1410	0000	000000	000	133.91
RCPT CODE SUB-TOTAL:											133.91
065378	0001	04/14/2014	A	Heck April Ins Premium	03	024	1872	0000	000000	000	1,503.51
065379	0001	04/14/2014	A	Employees' Premiums April	03	024	1872	0000	000000	000	41,159.33
065380	0001	04/14/2014	A	Board's Premiums April	03	024	1872	0000	000000	000	263,052.66
065398	0001	04/21/2014	A	Olivieri April Ins payment	03	024	1872	0000	000000	000	184.21
RCPT CODE SUB-TOTAL:											305,899.71
FUND CODE SUB-TOTAL:											306,033.62
065337	0001	04/01/2014	A	Ticket Sales Spring Musical	03	200	1620	9102	000000	000	936.00
RCPT CODE SUB-TOTAL:											936.00
FUND CODE SUB-TOTAL:											936.00
065384	0001	04/11/2014	A	Leo Club Recycling	03	200	1690	9108	000000	000	8.73
065405	0001	04/23/2014	A	Leo Club recycling	03	200	1690	9108	000000	000	372.11
RCPT CODE SUB-TOTAL:											380.84
FUND CODE SUB-TOTAL:											380.84
065387	0001	04/11/2014	A	HS Yearbook Ad Sales	03	200	1620	9119	000000	000	3,265.00
RCPT CODE SUB-TOTAL:											3,265.00
FUND CODE SUB-TOTAL:											3,265.00
065346	0001	04/02/2014	A	L'Express Newspaper sales	03	200	1620	9120	000000	000	41.90
RCPT CODE SUB-TOTAL:											41.90
FUND CODE SUB-TOTAL:											41.90
065349	0001	04/02/2014	A	Jazz Band Ticket Sales	03	300	1620	9115	000000	000	240.00

STATUS (STS) CODES:

A-RECEIPT B-REFUND OF RECEIPT V-VOID REFUND OF RECEIPT X-REDUCTION OF EXPENDITURE
 C-APPROPRIATION OR BUDGET MODIFICATIONS D-EXPENSE/SUPPLIES DISTRIBUTION F-FUND TO FUND TRANSFER

DATE: 05/06/2014
 TIME: 10:15

LEXINGTON LOCAL SCHOOLS
 TRANS. BY FUND/RCPT, ALL FUNDS
 DATES 04/01/2014 THRU 04/30/2014
 SORTED BY TRANSACTION DATE

PAGE: 11
 (RECLD)

TRANS NO	ITEM NO	TRANS DATE	STS	DESCRIPTION OR SOURCE	TI	FUND	RCPT	SPCC	SUBJ	OPU	TRANS AMOUNT
065350	0001	04/02/2014	A	Jazz Band Ticket Sales	03	300	1620	9115	000000	000	975.00
065395	0001	04/11/2014	A	Jazz Band Ticket Sales	03	300	1620	9115	000000	000	50.00
RCPT CODE SUB-TOTAL:											1,265.00
FUND CODE SUB-TOTAL:											1,265.00
065391	0001	04/14/2014	A	Lex Track Invit Adm 4/12/14	03	300	1610	9600	000000	000	3,310.00
RCPT CODE SUB-TOTAL:											3,310.00
065391	0002	04/14/2014	A	Lex Track Invit Program sales	03	300	1620	9600	000000	000	267.00
RCPT CODE SUB-TOTAL:											267.00
065335	0001	04/01/2014	A	Track Invit Entry Fee	03	300	1690	9600	000000	000	170.00
065334	0001	04/01/2014	A	Boys BB Tourn Disbursement	03	300	1690	9600	000000	000	1,285.64
065348	0001	04/02/2014	A	2013/14 Program Ad Sponsors	03	300	1690	9600	000000	000	160.00
065342	0001	04/03/2014	A	2013/14 Program Ad Sponsors	03	300	1690	9600	000000	000	105.00
065352	0001	04/03/2014	A	Corr Rcpt # 65311	03	300	1690	9600	000000	000	2,923.06-
065358	0001	04/07/2014	A	Lex Invit Track Entry Fees	03	300	1690	9600	000000	000	340.00
065366	0001	04/09/2014	A	Lex Invit Entry Fee	03	300	1690	9600	000000	000	170.00
065371	0001	04/11/2014	A	2013/14 Cheer Uniform pymt	03	300	1690	9600	000000	000	25.00
065372	0001	04/11/2014	A	Game Help Refund	03	300	1690	9600	000000	000	105.00
065373	0001	04/11/2014	A	2013/14 Program Ad Sales	03	300	1690	9600	000000	000	300.00
065377	0002	04/14/2014	A	Voided tourn pay	03	300	1690	9600	000000	000	150.00
065377	0003	04/14/2014	A	Reimb Tourn Exp to Ath Dept	03	300	1690	9600	000000	000	81.30
065388	0001	04/14/2014	A	2013/14 Program Ad	03	300	1690	9600	000000	000	160.00
065389	0001	04/14/2014	A	2013/14 Program Ad	03	300	1690	9600	000000	000	250.00
065390	0001	04/14/2014	A	Lex Invit Entry Fees	03	300	1690	9600	000000	000	440.00
065403	0001	04/23/2014	A	Lex Tennis Invit Entry fee	03	300	1690	9600	000000	000	165.00
065404	0001	04/23/2014	A	Lex Track Invit Entry fee	03	300	1690	9600	000000	000	170.00
065428	0001	04/30/2014	A	Stoner voided check-Athletics	03	300	1690	9600	000000	000	131.17
065428	0002	04/30/2014	A	Stoner SERS - Athletics	03	300	1690	9600	000000	000	36.00
065432	0001	04/30/2014	A	Stoner voided check-Athletics	03	300	1690	9600	000000	000	131.17-
065432	0002	04/30/2014	A	Stoner SERS - Athletics	03	300	1690	9600	000000	000	36.00-
065434	0002	04/30/2014	A	Correct OHSAA Tourn to Athl	03	300	1690	9600	000000	000	21.00
RCPT CODE SUB-TOTAL:											1,274.88
065343	0001	04/03/2014	A	Field House Rental - Iten	03	300	1810	9600	000000	000	375.00
RCPT CODE SUB-TOTAL:											375.00

STATUS (STS) CODES:

A-RECEIPT B-REFUND OF RECEIPT V-VOID REFUND OF RECEIPT X-REDUCTION OF EXPENDITURE
 C-APPROPRIATION OR BUDGET MODIFICATIONS D-EXPENSE/SUPPLIES DISTRIBUTION F-FUND TO FUND TRANSFER

DATE: 05/06/2014
TIME: 10:15

LEXINGTON LOCAL SCHOOLS
TRANS. BY FUND/RCPT, ALL FUNDS
DATES 04/01/2014 THRU 04/30/2014
SORTED BY TRANSACTION DATE

PAGE: 12
(RECLD)

TRANS NO	ITEM NO	TRANS DATE	STS	DESCRIPTION OR SOURCE	TI	FUND	RCPT	SPCC	SUBJ	OPU	TRANS AMOUNT	
065407	0001	04/23/2014	A	Chipotle Donation	03	300	1820	9600	000000	000	771.61	
											RCPT CODE SUB-TOTAL:	771.61
											FUND CODE SUB-TOTAL:	5,998.49
065410	0001	04/23/2014	A	IDEA-B Revenue	03	516	4220	9014	000000	000	28,938.98	
											RCPT CODE SUB-TOTAL:	28,938.98
											FUND CODE SUB-TOTAL:	28,938.98
065409	0001	04/23/2014	A	Title I Revenue	03	572	4220	9014	000000	000	20,989.05	
											RCPT CODE SUB-TOTAL:	20,989.05
											FUND CODE SUB-TOTAL:	20,989.05
065411	0001	04/23/2014	A	Title II-A Revenue	03	590	4220	9014	000000	000	2,677.25	
											RCPT CODE SUB-TOTAL:	2,677.25
											FUND CODE SUB-TOTAL:	2,677.25
											GRAND TOTAL:	5,885,712.38

STATUS (STS) CODES:

A-RECEIPT B-REFUND OF RECEIPT V-VOID REFUND OF RECEIPT X-REDUCTION OF EXPENDITURE
C-APPROPRIATION OR BUDGET MODIFICATIONS D-EXPENSE/SUPPLIES DISTRIBUTION F-FUND TO FUND TRANSFER

LEXINGTON LOCAL SCHOOLS
 Revenue Account Summary
 SORTED BY FUND-SCC

	FYTD Receivable	FYTD Actual Receipts	MTD Actual Receipts	YTD Actual Receipts	FYTD Balance Receivable	FYTD Percent Received
*****TOTAL FOR FUND-SCC 001 0000 (GENERAL FUND):	22,498,948.00	20,358,958.90	5,239,803.18	9,548,561.23	2,139,989.10	90.49
*****TOTAL FOR FUND-SCC 001 9412 (GENERAL BUDGET RESERVE SET-ASIDE-1%/BWC):	0.00	0.00	0.00	0.00	0.00	0.00
*****TOTAL FOR FUND-SCC 001 9800 (FINGERPRINT PAYMENT CLEARING ACCOUNT):	1,607.74-	1,607.74-	0.00	0.00	0.00	100.00
*****TOTAL FOR FUND-SCC 002 0000 (BOND RETIREMENT FUND):	0.00	0.00	0.00	0.00	0.00	0.00
*****TOTAL FOR FUND-SCC 003 0000 (PERMANENT IMPROVEMENT FUND):	600,000.00	636,604.42	216,930.89	323,451.90	36,604.42-	106.10
*****TOTAL FOR FUND-SCC 006 0000 (FOOD SERVICE FUND):	870,000.00	635,740.65	48,279.40	272,154.56	234,259.35	73.07
*****TOTAL FOR FUND-SCC 007 9003 (FRAN & WARREN RUPP SCHOLARSHIP):	0.00	0.00	0.00	0.00	0.00	0.00
*****TOTAL FOR FUND-SCC 007 9800 (TERRY McCAMMON SCHOLARSHIP FUND):	12.00	11.21	1.21	4.36	0.79	93.42
*****TOTAL FOR FUND-SCC 007 9801 (MINUTEMAN ALUMNI SCHOLARSHIP FUND):	2.00	1.88	0.20	0.73	0.12	94.00
*****TOTAL FOR FUND-SCC 007 9999 (LEXINGTON SCHOOLS TRUST FUND):	0.00	0.00	0.00	0.00	0.00	0.00

*** NOTE!! ONLY ACTIVE ACCOUNTS HAVE BEEN SELECTED, TOTALS MAY EXCLUDE AMOUNTS THAT ARE RELATED TO INACTIVE ACCOUNTS. ***

	FYTD Receivable	FYTD Actual Receipts	MTD Actual Receipts	YTD Actual Receipts	FYTD Balance Receivable	FYTD Percent Received
*****TOTAL FOR FUND-SCC 018 9100 (HIGH SCHOOL PRINCIPAL'S FUND):	7,700.00	10,263.34	81.00	4,319.20	2,563.34-	133.29
*****TOTAL FOR FUND-SCC 018 9200 (JUNIOR HIGH PRINCIPAL'S FUND):	6,700.00	7,341.60	14.00	432.91	641.60-	109.58
*****TOTAL FOR FUND-SCC 018 9300 (EASTERN PRINCIPAL'S FUND):	8,300.00	3,353.48	161.00	628.14	4,946.52	40.40
*****TOTAL FOR FUND-SCC 018 9301 (EASTERN ELEMENTARY BOOKFAIR/BOXTOPS FUND):	6,300.00	6,067.62	3,013.42	6,057.62	232.38	96.31
*****TOTAL FOR FUND-SCC 018 9400 (CENTRAL PRINCIPAL'S FUND):	3,200.00	4,508.61	347.56	541.50	1,308.61-	140.89
*****TOTAL FOR FUND-SCC 018 9401 (CENTRAL ELEMENTARY BOOKFAIR FUND):	5,800.00	5,185.72	11.85-	1,267.50	614.28	89.41
*****TOTAL FOR FUND-SCC 018 9500 (WESTERN PRINCIPAL'S FUND):	6,500.00	5,494.57	643.52	1,052.24	1,005.43	84.53
*****TOTAL FOR FUND-SCC 018 9501 (WESTERN ELEMENTARY BOOKFAIR/BOXTOPS FUND):	6,000.00	5,651.18	6.00	2,479.10	348.82	94.19
*****TOTAL FOR FUND-SCC 018 9502 (HIGH SCHOOL ACADEMIC BOOSTERS FUND):	0.00	0.00	0.00	0.00	0.00	0.00
*****TOTAL FOR FUND-SCC 018 9901 (JUNIOR HIGH TEACHER ADVISORY FUND):	0.00	0.00	0.00	0.00	0.00	0.00

*** NOTE!! ONLY ACTIVE ACCOUNTS HAVE BEEN SELECTED, TOTALS MAY EXCLUDE AMOUNTS THAT ARE RELATED TO INACTIVE ACCOUNTS. ***

	FYTD Receivable	FYTD Actual Receipts	MTD Actual Receipts	YTD Actual Receipts	FYTD Balance Receivable	FYTD Percent Received
*****TOTAL FOR FUND-SCC 019 9001 (ACADEMIC BOOSTERS GRANTS):	0.00	2,755.00	2,755.00	2,755.00	2,755.00-	0.00
*****TOTAL FOR FUND-SCC 019 9100 (RICHLAND FOUNDATION GRANT-J.CHAMBERS(EASTERN)):	0.00	0.00	0.00	0.00	0.00	0.00
*****TOTAL FOR FUND-SCC 019 9101 (RICHLAND FOUNDATION GRANT-D.LANTZ (EASTERN)):	0.00	0.00	0.00	0.00	0.00	0.00
*****TOTAL FOR FUND-SCC 019 9102 (RICHLAND FOUNDATION GRANT-E.FINLEY (CENTRAL)):	0.00	0.00	0.00	0.00	0.00	0.00
*****TOTAL FOR FUND-SCC 019 9103 (WALMART CHARACTER ED MUSIC GRANT - EASTERN):	0.00	0.00	0.00	0.00	0.00	0.00
*****TOTAL FOR FUND-SCC 019 9121 (CENTRAL ELEMENTARY PTO GRANTS):	2,000.00	211.02	24.89	94.00	1,788.98	10.55
*****TOTAL FOR FUND-SCC 019 9122 (EASTERN ELEMENTARY PTO GRANTS):	2,000.00	210.94	24.88	93.96	1,789.06	10.55
*****TOTAL FOR FUND-SCC 019 9123 (WESTERN ELEMENTARY PTO GRANTS):	2,000.00	211.02	24.89	94.01	1,788.98	10.55
*****TOTAL FOR FUND-SCC 019 9200 (RICHLAND COUNTY FOUNDATION GRANT PLAYGROUND):	0.00	0.00	0.00	0.00	0.00	0.00
*****TOTAL FOR FUND-SCC 019 9201 (RICHLAND COUNTY FOUNDATION GRANT CENTRAL PRID):	0.00	0.00	0.00	0.00	0.00	0.00

*** NOTE!! ONLY ACTIVE ACCOUNTS HAVE BEEN SELECTED, TOTALS MAY EXCLUDE AMOUNTS THAT ARE RELATED TO INACTIVE ACCOUNTS. ***

LEXINGTON LOCAL SCHOOLS
 Revenue Account Summary
 SORTED BY FUND-SCC

	FYTD Receivable	FYTD Actual Receipts	MTD Actual Receipts	YTD Actual Receipts	FYTD Balance Receivable	FYTD Percent Received
*****TOTAL FOR FUND-SCC 019 9303 (OHIO POWER GRANT (BERRY)):	300.00	300.00	0.00	0.00	0.00	100.00
*****TOTAL FOR FUND-SCC 019 9616 (WALMART TEACHER OF THE YEAR-DANIELLE SAVAGE):	0.00	0.00	0.00	0.00	0.00	0.00
*****TOTAL FOR FUND-SCC 022 9601 (OHSAA TOURNAMENT AGENCY FUND):	60,000.00	23,083.17	3,087.06	18,502.06	36,916.83	38.47
*****TOTAL FOR FUND-SCC 024 0000 (EMPLOYEE BENEFITS FUND FOR MEDICAL/DENTAL):	3,301,500.00	2,705,311.49	306,033.62	1,228,539.18	596,188.51	81.94
*****TOTAL FOR FUND-SCC 200 9011 (CLASS OF 2011):	0.00	0.00	0.00	0.00	0.00	0.00
*****TOTAL FOR FUND-SCC 200 9012 (CLASS OF 2012):	0.00	0.00	0.00	0.00	0.00	0.00
*****TOTAL FOR FUND-SCC 200 9101 (HIGH SCHOOL ART CLUB):	0.00	0.00	0.00	0.00	0.00	0.00
*****TOTAL FOR FUND-SCC 200 9102 (HIGH SCHOOL DRAMA CLUB):	6,000.00	4,638.00	936.00	936.00	1,362.00	77.30
*****TOTAL FOR FUND-SCC 200 9103 (HIGH SCHOOL MATH CLUB):	100.00	100.00	0.00	0.00	0.00	100.00
*****TOTAL FOR FUND-SCC 200 9104 (HIGH SCHOOL LEADERSHIP COUNCIL):	0.00	0.00	0.00	0.00	0.00	0.00

*** NOTE!! ONLY ACTIVE ACCOUNTS HAVE BEEN SELECTED, TOTALS MAY EXCLUDE AMOUNTS THAT ARE RELATED TO INACTIVE ACCOUNTS. ***

Date: 05/06/14
Time: 10:19 am

LEXINGTON LOCAL SCHOOLS
Revenue Account Summary
SORTED BY FUND-SCC

5
(REvsUM)

	FYTD Receivable	FYTD Actual Receipts	MTD Actual Receipts	YTD Actual Receipts	FYTD Balance Receivable	FYTD Percent Received
*****TOTAL FOR FUND-SCC 200 9105 (HIGH SCHOOL FRENCH CLUB):	0.00	298.00	0.00	0.00	298.00-	0.00
*****TOTAL FOR FUND-SCC 200 9107 (HIGH SCHOOL SPANISH CLUB):	1,265.00	505.00	0.00	10.00	760.00	39.92
*****TOTAL FOR FUND-SCC 200 9108 (HIGH SCHOOL LEO CLUB):	3,000.00	1,896.63	380.84	403.08	1,103.37	63.22
*****TOTAL FOR FUND-SCC 200 9114 (HIGH SCHOOL STUDENT COUNCIL FUND):	2,500.00	1,104.50	0.00	564.50	1,395.50	44.18
*****TOTAL FOR FUND-SCC 200 9115 (HIGH SCHOOL KEY CLUB):	2,000.00	1,494.00	0.00	302.00	506.00	74.70
*****TOTAL FOR FUND-SCC 200 9116 (HIGH SCHOOL CHESS CLUB):	50.00	0.00	0.00	0.00	50.00	0.00
*****TOTAL FOR FUND-SCC 200 9119 (HIGH SCHOOL YEARBOOK FUND):	18,500.00	10,890.00	3,265.00	3,395.00	7,610.00	58.86
*****TOTAL FOR FUND-SCC 200 9120 (HIGH SCHOOL JOURNALISM FUND):	0.00	393.20	41.90	106.95	393.20-	0.00
*****TOTAL FOR FUND-SCC 200 9121 (HIGH SCHOOL NATIONAL HONOR SOCIETY):	0.00	2,898.25	0.00	260.00	2,898.25-	0.00
*****TOTAL FOR FUND-SCC 200 9160 (HIGH SCHOOL GERMAN CLUB):	0.00	0.00	0.00	0.00	0.00	0.00

*** NOTE!! ONLY ACTIVE ACCOUNTS HAVE BEEN SELECTED, TOTALS MAY EXCLUDE AMOUNTS THAT ARE RELATED TO INACTIVE ACCOUNTS. ***

LEXINGTON LOCAL SCHOOLS
 Revenue Account Summary
 SORTED BY FUND-SCC

	FYTD Receivable	FYTD Actual Receipts	MTD Actual Receipts	YTD Actual Receipts	FYTD Balance Receivable	FYTD Percent Received
*****TOTAL FOR FUND-SCC 200 9201 (JUNIOR HIGH ART CLUB):	0.00	0.00	0.00	0.00	0.00	0.00
*****TOTAL FOR FUND-SCC 200 9204 (JUNIOR HIGH STUDENT COUNCIL FUND):	650.00	666.70	0.00	227.55	16.70	102.57
*****TOTAL FOR FUND-SCC 200 9205 (JUNIOR HIGH LIBRARY CLUB):	0.00	0.00	0.00	0.00	0.00	0.00
*****TOTAL FOR FUND-SCC 200 9301 (EASTERN ELEMENTARY STUDENT ACTIVITY FUND):	600.00	239.29	0.00	239.29	360.71	39.88
*****TOTAL FOR FUND-SCC 200 9401 (CENTRAL ELEMENTARY STUDENT ACTIVITY FUND):	0.00	0.00	0.00	0.00	0.00	0.00
*****TOTAL FOR FUND-SCC 200 9611 (HIGH SCHOOL INFORMED TEENS FUND):	200.00	110.00	0.00	0.00	90.00	55.00
*****TOTAL FOR FUND-SCC 200 9612 (JUNIOR HIGH INFORMED TEENS FUND):	600.00	221.65	0.00	0.00	378.35	36.94
*****TOTAL FOR FUND-SCC 300 9106 (HIGH SCHOOL INTRAMURALS):	0.00	0.00	0.00	0.00	0.00	0.00
*****TOTAL FOR FUND-SCC 300 9115 (JAZZ BAND):	2,300.00	1,265.00	1,265.00	1,265.00	1,035.00	55.00
*****TOTAL FOR FUND-SCC 300 9116 (CHOIR):	1,300.00	1,151.54	0.00	0.00	2,451.54	88.58

*** NOTE!! ONLY ACTIVE ACCOUNTS HAVE BEEN SELECTED, TOTALS MAY EXCLUDE AMOUNTS THAT ARE RELATED TO INACTIVE ACCOUNTS. ***

	FYTD Receivable	FYTD Actual Receipts	MTD Actual Receipts	YTD Actual Receipts	FYTD Balance Receivable	FYTD Percent Received
*****TOTAL FOR FUND-SCC 300 9206 (JUNIOR HIGH PHYS ED DEPARTMENT FUND):	3,300.00	2,088.00	0.00	681.00	1,212.00	63.27
*****TOTAL FOR FUND-SCC 300 9210 (JR HIGH INSTRUMENTAL):	0.00	0.00	0.00	0.00	0.00	0.00
*****TOTAL FOR FUND-SCC 300 9600 (ATHLETIC FUND):	195,000.00	189,364.62	5,998.49	40,620.51	5,635.38	97.11
*****TOTAL FOR FUND-SCC 300 9601 (ATHLETIC TOURNAMENT FUND):	0.00	0.00	0.00	0.00	0.00	0.00
*****TOTAL FOR FUND-SCC 300 9602 (ORCHESTRA):	0.00	0.00	0.00	0.00	0.00	0.00
*****TOTAL FOR FUND-SCC 300 9603 (ELEMENTARY MUSIC):	0.00	0.00	0.00	0.00	0.00	0.00
*****TOTAL FOR FUND-SCC 300 9605 (BAND):	0.00	0.00	0.00	0.00	0.00	0.00
*****TOTAL FOR FUND-SCC 451 9013 (NETWORK CONNECTIVITY - FY 2013):	0.00	0.00	0.00	0.00	0.00	0.00
*****TOTAL FOR FUND-SCC 504 9011 (EDUCATION JOBS):	0.00	0.00	0.00	0.00	0.00	0.00
*****TOTAL FOR FUND-SCC 506 9011 (RACE TO THE TOP GRANT FY11):	0.00	0.00	0.00	0.00	0.00	0.00

*** NOTE!! ONLY ACTIVE ACCOUNTS HAVE BEEN SELECTED, TOTALS MAY EXCLUDE AMOUNTS THAT ARE RELATED TO INACTIVE ACCOUNTS. ***

LEXINGTON LOCAL SCHOOLS
 Revenue Account Summary
 SORTED BY FUND-SCC

	FYTD Receivable	FYTD Actual Receipts	MTD Actual Receipts	YTD Actual Receipts	FYTD Balance Receivable	FYTD Percent Received
*****TOTAL FOR FUND-SCC 506 9012 (RACE TO THE TOP GRANT FY12):	0.00	0.00	0.00	0.00	0.00	0.00
*****TOTAL FOR FUND-SCC 506 9013 (RACE TO THE TOP GRANT FY13):	0.00	6,077.89-	0.00	0.00	6,077.89	0.00
*****TOTAL FOR FUND-SCC 506 9014 (RACE TO THE TOP GRANT FY14):	41,490.24	19,757.26	0.00	6,946.39	21,732.98	47.62
*****TOTAL FOR FUND-SCC 506 9912 (MY VOICE OHIO GRANT FY12):	0.00	0.00	0.00	0.00	0.00	0.00
*****TOTAL FOR FUND-SCC 506 9913 (OHIO RESIDENT EDUCATOR PROGRAM):	0.00	0.00	0.00	0.00	0.00	0.00
*****TOTAL FOR FUND-SCC 516 9012 (TITLE VI-B IDEA FED GRANT FY 2012):	0.00	0.00	0.00	0.00	0.00	0.00
*****TOTAL FOR FUND-SCC 516 9013 (IDEA-B SPECIAL EDUCATION FY13):	40,822.60	13,469.59	0.00	0.00	27,353.01	33.00
*****TOTAL FOR FUND-SCC 516 9014 (IDEA-B SPECIAL EDUCATION FY14):	409,645.92	226,270.61	26,938.98	107,886.14	183,375.31	55.24
*****TOTAL FOR FUND-SCC 533 9012 (TITLE II-D TECHNOLOGY FY12):	0.00	0.00	0.00	0.00	0.00	0.00
*****TOTAL FOR FUND-SCC 551 9013 (TITLE III LEP FY13):	0.00	0.00	0.00	0.00	0.00	0.00

*** NOTE!! ONLY ACTIVE ACCOUNTS HAVE BEEN SELECTED, TOTALS MAY EXCLUDE AMOUNTS THAT ARE RELATED TO INACTIVE ACCOUNTS. ***

LEXINGTON LOCAL SCHOOLS
 Revenue Account Summary
 SORTED BY FUND-SCC

	FYTD Receivable	FYTD Actual Receipts	MTD Actual Receipts	YTD Actual Receipts	FYTD Balance Receivable	FYTD Percent Received
*****TOTAL FOR FUND-SCC 572 9012 (TITLE I TARGETED ASSISTANCE FY12):	0.00	0.00	0.00	0.00	0.00	0.00
*****TOTAL FOR FUND-SCC 572 9013 (TITLE I TARGETED ASSISTANCE FY13):	103,718.60	20,271.03	0.00	0.00	83,447.57	19.54
*****TOTAL FOR FUND-SCC 572 9014 (TITLE I FY14):	249,283.52	169,557.26	20,989.05	87,592.37	79,726.26	68.02
*****TOTAL FOR FUND-SCC 590 9012 (TITLE II-A IMPROVING TEACHER QUALITY FY12):	0.00	0.00	0.00	0.00	0.00	0.00
*****TOTAL FOR FUND-SCC 590 9013 (TITLE II-A IMPROVING TEACHER QUALITY FY13):	0.00	0.00	0.00	0.00	0.00	0.00
*****TOTAL FOR FUND-SCC 590 9014 (TITLE II-A IMPROVING TEACHER QUALITY FY14):	44,268.64	39,901.52	2,677.25	17,389.86	4,367.12	90.13
*****TOTAL FOR FUND-SCC 599 9013 (NATIONAL SCHOOL LUNCH EXPANSION GRANT FY13):	7,000.00	7,000.00	0.00	0.00	0.00	100.00
*****GRAND TOTALS:	28,519,248.78	25,116,828.76	5,885,712.38	11,679,854.84	3,402,420.02	88.07

*** NOTE!! ONLY ACTIVE ACCOUNTS HAVE BEEN SELECTED, TOTALS MAY EXCLUDE AMOUNTS THAT ARE RELATED TO INACTIVE ACCOUNTS. ***

LEXINGTON LOCAL SCHOOLS
 Appropriation Account Summary
 SORTED BY FUND-SCC

FYTD Appropriated	Prior FY Carryover Encumbrances	FYTD Expendable	FYTD Actual Expenditures	MTD Actual Expenditures	Current Encumbrances	FYTD Unencumbered Balance	FYTD Percent Exp/Enc
*****TOTAL FOR FUND-SCC 001 0000 (GENERAL FUND):							
21,226,183.00	143,681.58	21,369,864.58	16,820,107.69	1,835,782.74	753,482.73	3,796,274.16	82.24
*****TOTAL FOR FUND-SCC 001 9412 (GENERAL BUDGET RESERVE SET-ASIDE-1%/BWC):							
0.00	0.00	0.00	0.00	0.00	0.00	0.00	0.00
*****TOTAL FOR FUND-SCC 001 9800 (FINGERPRINT PAYMENT CLEARING ACCOUNT):							
0.00	0.00	0.00	0.00	0.00	0.00	0.00	0.00
*****TOTAL FOR FUND-SCC 002 0000 (BOND RETIREMENT FUND):							
0.00	0.00	0.00	0.00	0.00	0.00	0.00	0.00
*****TOTAL FOR FUND-SCC 003 0000 (PERMANENT IMPROVEMENT FUND):							
680,000.00	36,513.78	716,513.78	657,418.96	55,477.21	13,787.21	45,307.61	93.68
*****TOTAL FOR FUND-SCC 006 0000 (FOOD SERVICE FUND):							
870,000.00	0.00	870,000.00	745,376.59	79,752.75	82,541.25	42,082.16	95.16
*****TOTAL FOR FUND-SCC 007 9003 (FRAN & WARREN RUPP SCHOLARSHIP):							
0.00	0.00	0.00	0.00	0.00	0.00	0.00	0.00
*****TOTAL FOR FUND-SCC 007 9800 (TERRY McCAMMON SCHOLARSHIP FUND):							
2,000.00	0.00	2,000.00	0.00	0.00	0.00	2,000.00	0.00
*****TOTAL FOR FUND-SCC 007 9801 (MINUTEMAN ALUMNI SCHOLARSHIP FUND):							
1,000.00	0.00	1,000.00	0.00	0.00	0.00	1,000.00	0.00
*****TOTAL FOR FUND-SCC 007 9999 (LEXINGTON SCHOOLS TRUST FUND):							
0.00	0.00	0.00	0.00	0.00	0.00	0.00	0.00

*** NOTE!! ONLY ACTIVE ACCOUNTS HAVE BEEN SELECTED, TOTALS MAY EXCLUDE AMOUNTS THAT ARE RELATED TO INACTIVE ACCOUNTS. ***

LEXINGTON LOCAL SCHOOLS
 Appropriation Account Summary
 SORTED BY FUND-SCC

FYTD Appropriated	Prior FY Carryover Encumbrances	FYTD Expendable	FYTD Actual Expenditures	MTD Actual Expenditures	Current Encumbrances	FYTD Unencumbered Balance	FYTD Percent Exp/Enc
*****TOTAL FOR FUND-SCC 018 9100 (HIGH SCHOOL PRINCIPAL'S FUND):							
7,000.00	267.59	7,267.59	4,313.27	15.59	740.18	2,214.14	69.53
*****TOTAL FOR FUND-SCC 018 9200 (JUNIOR HIGH PRINCIPAL'S FUND):							
6,000.00	139.31	6,139.31	2,504.53	598.80	5,444.97	1,810.19	129.49
*****TOTAL FOR FUND-SCC 018 9300 (EASTERN PRINCIPAL'S FUND):							
12,000.00	0.00	12,000.00	4,201.45	259.87	1,309.53	6,489.02	45.92
*****TOTAL FOR FUND-SCC 018 9301 (EASTERN ELEMENTARY BOOKFAIR/BOXTOPS FUND):							
6,575.00	0.00	6,575.00	0.00	0.00	4,000.00	2,575.00	60.84
*****TOTAL FOR FUND-SCC 018 9400 (CENTRAL PRINCIPAL'S FUND):							
7,000.00	160.00	7,160.00	2,511.72	107.90	983.17	3,665.11	48.81
*****TOTAL FOR FUND-SCC 018 9401 (CENTRAL ELEMENTARY BOOKFAIR FUND):							
5,000.00	0.00	5,000.00	3,834.17	0.00	1,207.07	41.24	100.82
*****TOTAL FOR FUND-SCC 018 9500 (WESTERN PRINCIPAL'S FUND):							
8,000.00	0.00	8,000.00	3,497.13	38.00	2,033.65	2,469.22	69.13
*****TOTAL FOR FUND-SCC 018 9501 (WESTERN ELEMENTARY BOOKFAIR/BOXTOPS FUND):							
5,000.00	0.00	5,000.00	4,791.11	0.00	2,940.01	2,731.12	154.62
*****TOTAL FOR FUND-SCC 018 9502 (HIGH SCHOOL ACADEMIC BOOSTERS FUND):							
52.46	94.11	146.57	0.00	0.00	146.57	0.00	100.00
*****TOTAL FOR FUND-SCC 018 9901 (JUNIOR HIGH TEACHER ADVISORY FUND):							
109.25	0.00	109.25	0.00	0.00	0.00	109.25	0.00

*** NOTE!! ONLY ACTIVE ACCOUNTS HAVE BEEN SELECTED, TOTALS MAY EXCLUDE AMOUNTS THAT ARE RELATED TO INACTIVE ACCOUNTS. ***

LEXINGTON LOCAL SCHOOLS
 Appropriation Account Summary
 SORTED BY FUND-SCC

FYTD Appropriated	Prior FY Carryover Encumbrances	FYTD Expendable	FYTD Actual Expenditures	MTD Actual Expenditures	Current Encumbrances	FYTD Unencumbered Balance	FYTD Percent Exp/Enc
*****TOTAL FOR FUND-SCC 019 9001 (ACADEMIC BOOSTERS GRANTS):							
2,335.25	360.00	2,695.25	2,210.42	0.00	0.00	484.83	82.01
*****TOTAL FOR FUND-SCC 019 9100 (RICHLAND FOUNDATION GRANT-J.CHAMBERS(EASTERN)):							
0.00	0.00	0.00	0.00	0.00	0.00	0.00	0.00
*****TOTAL FOR FUND-SCC 019 9101 (RICHLAND FOUNDATION GRANT-D.LANTZ (EASTERN)):							
0.00	0.00	0.00	0.00	0.00	0.00	0.00	0.00
*****TOTAL FOR FUND-SCC 019 9102 (RICHLAND FOUNDATION GRANT-E.FINLEY (CENTRAL)):							
0.00	0.00	0.00	0.00	0.00	0.00	0.00	0.00
*****TOTAL FOR FUND-SCC 019 9103 (WALMART CHARACTER ED MUSIC GRANT - EASTERN):							
0.00	0.00	0.00	0.00	0.00	0.00	0.00	0.00
*****TOTAL FOR FUND-SCC 019 9121 (CENTRAL ELEMENTARY PTO GRANTS):							
5,278.46	0.00	5,278.46	3,489.48	78.33	0.00	1,788.98	66.11
*****TOTAL FOR FUND-SCC 019 9122 (EASTERN ELEMENTARY PTO GRANTS):							
5,335.51	0.00	5,335.51	671.75	0.00	720.00	3,943.76	26.08
*****TOTAL FOR FUND-SCC 019 9123 (WESTERN ELEMENTARY PTO GRANTS):							
6,318.65	0.00	6,318.65	2,300.00	0.00	0.00	4,018.65	36.40
*****TOTAL FOR FUND-SCC 019 9200 (RICHLAND COUNTY FOUNDATION GRANT PLAYGROUND):							
4,932.00	0.00	4,932.00	3,000.00	3,000.00	0.00	1,932.00	60.83
*****TOTAL FOR FUND-SCC 019 9201 (RICHLAND COUNTY FOUNDATION GRANT CENTRAL PRID):							
0.00	0.00	0.00	0.00	0.00	0.00	0.00	0.00

*** NOTE!! ONLY ACTIVE ACCOUNTS HAVE BEEN SELECTED, TOTALS MAY EXCLUDE AMOUNTS THAT ARE RELATED TO INACTIVE ACCOUNTS. ***

LEXINGTON LOCAL SCHOOLS
 Appropriation Account Summary
 SORTED BY FUND-SCC

FYTD Appropriated	Prior FY Carryover Encumbrances	FYTD Expendable	FYTD Actual Expenditures	MTD Actual Expenditures	Current Encumbrances	FYTD Unencumbered Balance	FYTD Percent Exp/Enc
*****TOTAL FOR FUND-SCC 019 9303 (OHIO POWER GRANT (BERRY)):							
300.00	0.00	300.00	295.00	0.00	0.00	5.00	98.33
*****TOTAL FOR FUND-SCC 019 9616 (WALMART TEACHER OF THE YEAR-DANIELLE SAVAGE):							
88.60	0.00	88.60	87.77	0.00	0.00	0.83	99.06
*****TOTAL FOR FUND-SCC 022 9601 (OHSAA TOURNAMENT AGENCY FUND):							
60,000.00	0.00	60,000.00	23,083.17	973.62	30,000.00	6,916.83	88.47
*****TOTAL FOR FUND-SCC 024 0000 (EMPLOYEE BENEFITS FUND FOR MEDICAL/DENTAL):							
3,400,000.00	0.00	3,400,000.00	2,703,145.47	391,538.79	5,500.00	691,354.53	79.67
*****TOTAL FOR FUND-SCC 200 9011 (CLASS OF 2011):							
0.00	0.00	0.00	0.00	0.00	0.00	0.00	0.00
*****TOTAL FOR FUND-SCC 200 9012 (CLASS OF 2012):							
0.00	0.00	0.00	0.00	0.00	0.00	0.00	0.00
*****TOTAL FOR FUND-SCC 200 9101 (HIGH SCHOOL ART CLUB):							
93.76	0.00	93.76	0.00	0.00	0.00	93.76	0.00
*****TOTAL FOR FUND-SCC 200 9102 (HIGH SCHOOL DRAMA CLUB):							
13,500.00	0.00	13,500.00	5,490.08	2,013.33	647.39	7,362.53	45.46
*****TOTAL FOR FUND-SCC 200 9103 (HIGH SCHOOL MATH CLUB):							
142.70	0.00	142.70	90.00	0.00	0.00	52.70	63.07
*****TOTAL FOR FUND-SCC 200 9104 (HIGH SCHOOL LEADERSHIP COUNCIL):							
200.00	0.00	200.00	0.00	0.00	325.00	125.00	162.50

*** NOTE!! ONLY ACTIVE ACCOUNTS HAVE BEEN SELECTED, TOTALS MAY EXCLUDE AMOUNTS THAT ARE RELATED TO INACTIVE ACCOUNTS. ***

LEXINGTON LOCAL SCHOOLS
 Appropriation Account Summary
 SORTED BY FUND-SCC

FYTD Appropriated	Prior FY Carryover Encumbrances	FYTD Expendable	FYTD Actual Expenditures	MTD Actual Expenditures	Current Encumbrances	FYTD Unencumbered Balance	FYTD Percent Exp/Enc
*****TOTAL FOR FUND-SCC 200 9105 (HIGH SCHOOL FRENCH CLUB):							
59.85	0.00	59.85	0.00	0.00	235.78	175.93	393.95
*****TOTAL FOR FUND-SCC 200 9107 (HIGH SCHOOL SPANISH CLUB):							
1,500.00	130.94	1,630.94	702.05	0.00	37.50	891.39	45.35
*****TOTAL FOR FUND-SCC 200 9108 (HIGH SCHOOL LEO CLUB):							
2,751.00	450.00	3,201.00	1,619.17	51.74	823.12	758.71	76.30
*****TOTAL FOR FUND-SCC 200 9114 (HIGH SCHOOL STUDENT COUNCIL FUND):							
3,200.00	258.40	3,458.40	448.05	20.00	619.45	2,390.90	30.87
*****TOTAL FOR FUND-SCC 200 9115 (HIGH SCHOOL KEY CLUB):							
2,500.00	0.00	2,500.00	1,019.48	0.00	526.73	953.79	61.85
*****TOTAL FOR FUND-SCC 200 9116 (HIGH SCHOOL CHESS CLUB):							
50.00	0.00	50.00	0.00	0.00	0.00	50.00	0.00
*****TOTAL FOR FUND-SCC 200 9119 (HIGH SCHOOL YEARBOOK FUND):							
41,677.00	0.00	41,677.00	16,847.58	0.00	300.00	24,529.42	41.14
*****TOTAL FOR FUND-SCC 200 9120 (HIGH SCHOOL JOURNALISM FUND):							
622.59	0.00	622.59	0.00	0.00	0.00	622.59	0.00
*****TOTAL FOR FUND-SCC 200 9121 (HIGH SCHOOL NATIONAL HONOR SOCIETY):							
1,000.00	0.00	1,000.00	1,742.99	85.00	1,404.00	2,146.99	314.70
*****TOTAL FOR FUND-SCC 200 9160 (HIGH SCHOOL GERMAN CLUB):							
123.22	0.00	123.22	45.00	0.00	78.22	0.00	100.00

*** NOTE!! ONLY ACTIVE ACCOUNTS HAVE BEEN SELECTED, TOTALS MAY EXCLUDE AMOUNTS THAT ARE RELATED TO INACTIVE ACCOUNTS. ***

LEXINGTON LOCAL SCHOOLS
 Appropriation Account Summary
 SORTED BY FUND-SCC

FYTD Appropriated	Prior FY Carryover Encumbrances	FYTD Expendable	FYTD Actual Expenditures	MTD Actual Expenditures	Current Encumbrances	FYTD Unencumbered Balance	FYTD Percent Exp/Enc
*****TOTAL FOR FUND-SCC 200 9201 (JUNIOR HIGH ART CLUB):							
3.13	0.00	3.13	3.13	0.00	0.00	0.00	100.00
*****TOTAL FOR FUND-SCC 200 9204 (JUNIOR HIGH STUDENT COUNCIL FUND):							
967.00	0.00	967.00	366.44	366.44	636.00	35.44	103.66
*****TOTAL FOR FUND-SCC 200 9205 (JUNIOR HIGH LIBRARY CLUB):							
77.65	0.00	77.65	0.00	0.00	0.00	77.65	0.00
*****TOTAL FOR FUND-SCC 200 9301 (EASTERN ELEMENTARY STUDENT ACTIVITY FUND):							
586.00	0.00	586.00	0.00	0.00	0.00	586.00	0.00
*****TOTAL FOR FUND-SCC 200 9401 (CENTRAL ELEMENTARY STUDENT ACTIVITY FUND):							
382.69	0.00	382.69	0.00	0.00	0.00	382.69	0.00
*****TOTAL FOR FUND-SCC 200 9611 (HIGH SCHOOL INFORMED TEENS FUND):							
250.00	0.00	250.00	0.00	0.00	0.00	250.00	0.00
*****TOTAL FOR FUND-SCC 200 9612 (JUNIOR HIGH INFORMED TEENS FUND):							
300.00	0.00	300.00	275.00	0.00	0.00	25.00	91.67
*****TOTAL FOR FUND-SCC 300 9106 (HIGH SCHOOL INTRAMURALS):							
0.00	0.00	0.00	0.00	0.00	0.00	0.00	0.00
*****TOTAL FOR FUND-SCC 300 9115 (JAZZ BAND):							
1,914.00	0.00	1,914.00	1,177.73	760.00	274.66	461.61	75.88
*****TOTAL FOR FUND-SCC 300 9116 (CHOIR):							
2,549.00	225.00	2,774.00	811.98	0.00	0.00	1,962.02	29.27

*** NOTE!! ONLY ACTIVE ACCOUNTS HAVE BEEN SELECTED, TOTALS MAY EXCLUDE AMOUNTS THAT ARE RELATED TO INACTIVE ACCOUNTS. ***

LEXINGTON LOCAL SCHOOLS
 Appropriation Account Summary
 SORTED BY FUND-SCC

FYTD Appropriated	Prior FY Carryover Encumbrances	FYTD Expendable	FYTD Actual Expenditures	MTD Actual Expenditures	Current Encumbrances	FYTD Unencumbered Balance	FYTD Percent Exp/Enc
*****TOTAL FOR FUND-SCC 300 9206 (JUNIOR HIGH PHYS ED DEPARTMENT FUND):							
4,000.00	0.00	4,000.00	1,874.33	0.00	987.16	1,138.51	71.54
*****TOTAL FOR FUND-SCC 300 9210 (JR HIGH INSTRUMENTAL):							
41.03	0.00	41.03	0.00	0.00	0.00	41.03	0.00
*****TOTAL FOR FUND-SCC 300 9600 (ATHLETIC FUND):							
200,000.00	6,684.48	206,684.48	206,408.84	17,737.66	25,430.97	25,155.33	112.17
*****TOTAL FOR FUND-SCC 300 9601 (ATHLETIC TOURNAMENT FUND):							
1,545.53	0.00	1,545.53	1,545.53	0.00	0.00	0.00	100.00
*****TOTAL FOR FUND-SCC 300 9602 (ORCHESTRA):							
63.22	0.00	63.22	0.00	0.00	0.00	63.22	0.00
*****TOTAL FOR FUND-SCC 300 9603 (ELEMENTARY MUSIC):							
945.67	0.00	945.67	0.00	0.00	0.00	945.67	0.00
*****TOTAL FOR FUND-SCC 300 9605 (BAND):							
232.95	0.00	232.95	0.00	0.00	0.00	232.95	0.00
*****TOTAL FOR FUND-SCC 451 9013 (NETWORK CONNECTIVITY - FY 2013):							
0.00	0.00	0.00	0.00	0.00	0.00	0.00	0.00
*****TOTAL FOR FUND-SCC 499 9101 (STATE GRANT 2001 READING IMPROV. INCENT-CENTRA):							
2,497.14	0.00	2,497.14	0.00	0.00	144.00	2,353.14	5.77
*****TOTAL FOR FUND-SCC 504 9011 (EDUCATION JOBS):							
0.00	0.00	0.00	0.00	0.00	0.00	0.00	0.00

*** NOTE!! ONLY ACTIVE ACCOUNTS HAVE BEEN SELECTED, TOTALS MAY EXCLUDE AMOUNTS THAT ARE RELATED TO INACTIVE ACCOUNTS. ***

LEXINGTON LOCAL SCHOOLS
 Appropriation Account Summary
 SORTED BY FUND-SCC

FYTD Appropriated	Prior FY Carryover Encumbrances	FYTD Expendable	FYTD Actual Expenditures	MTD Actual Expenditures	Current Encumbrances	FYTD Unencumbered Balance	FYTD Percent Exp/Enc
*****TOTAL FOR FUND-SCC 506 9011 (RACE TO THE TOP GRANT FY11):							
0.00	0.00	0.00	0.00	0.00	0.00	0.00	0.00
*****TOTAL FOR FUND-SCC 506 9012 (RACE TO THE TOP GRANT FY12):							
0.00	0.00	0.00	0.00	0.00	0.00	0.00	0.00
*****TOTAL FOR FUND-SCC 506 9013 (RACE TO THE TOP GRANT FY13):							
0.00	0.00	0.00	0.00	0.00	0.00	0.00	0.00
*****TOTAL FOR FUND-SCC 506 9014 (RACE TO THE TOP GRANT FY14):							
47,568.13	0.00	47,568.13	17,735.02	1,133.00	15,360.91	14,472.20	69.58
*****TOTAL FOR FUND-SCC 506 9912 (MY VOICE OHIO GRANT FY12):							
0.00	0.00	0.00	0.00	0.00	0.00	0.00	0.00
*****TOTAL FOR FUND-SCC 506 9913 (OHIO RESIDENT EDUCATOR PROGRAM):							
0.00	0.00	0.00	0.00	0.00	0.00	0.00	0.00
*****TOTAL FOR FUND-SCC 516 9012 (TITLE VI-B IDEA FED) GRANT FY 2012):							
0.00	0.00	0.00	0.00	0.00	0.00	0.00	0.00
*****TOTAL FOR FUND-SCC 516 9013 (IDEA-B SPECIAL EDUCATION FY13):							
13,470.21	0.00	13,470.21	13,470.21	0.00	0.00	0.00	100.00
*****TOTAL FOR FUND-SCC 516 9014 (IDEA-B SPECIAL EDUCATION FY14):							
436,998.93	0.00	436,998.93	207,551.52	25,338.79	78,402.13	151,045.28	65.44
*****TOTAL FOR FUND-SCC 533 9012 (TITLE II-D TECHNOLOGY FY12):							
0.00	0.00	0.00	0.00	0.00	0.00	0.00	0.00

*** NOTE!! ONLY ACTIVE ACCOUNTS HAVE BEEN SELECTED, TOTALS MAY EXCLUDE AMOUNTS THAT ARE RELATED TO INACTIVE ACCOUNTS. ***

LEXINGTON LOCAL SCHOOLS
 Appropriation Account Summary
 SORTED BY FUND-SCC

FYTD Appropriated	Prior FY Carryover Encumbrances	FYTD Expendable	FYTD Actual Expenditures	MTD Actual Expenditures	Current Encumbrances	FYTD Unencumbered Balance	FYTD Percent Exp/Enc
*****TOTAL FOR FUND-SCC 551 9013 (TITLE III LEP FY13):							
0.00	0.00	0.00	0.00	0.00	0.00	0.00	0.00
*****TOTAL FOR FUND-SCC 572 9012 (TITLE I TARGETED ASSISTANCE FY12):							
0.00	0.00	0.00	0.00	0.00	0.00	0.00	0.00
*****TOTAL FOR FUND-SCC 572 9013 (TITLE I TARGETED ASSISTANCE FY13):							
28,378.77	0.00	28,378.77	28,378.77	0.00	0.00	0.00	100.00
*****TOTAL FOR FUND-SCC 572 9014 (TITLE I FY14):							
332,731.09	0.00	332,731.09	166,558.03	17,990.60	563.00	165,610.06	50.23
*****TOTAL FOR FUND-SCC 590 9012 (TITLE II-A IMPROVING TEACHER QUALITY FY12):							
0.00	0.00	0.00	0.00	0.00	0.00	0.00	0.00
*****TOTAL FOR FUND-SCC 590 9013 (TITLE II-A IMPROVING TEACHER QUALITY FY13):							
52.56	0.00	52.56	52.56	0.00	0.00	0.00	100.00
*****TOTAL FOR FUND-SCC 590 9014 (TITLE II-A IMPROVING TEACHER QUALITY FY14):							
44,268.64	0.00	44,268.64	39,901.00	2,676.84	0.00	4,367.64	90.13
*****TOTAL FOR FUND-SCC 599 9013 (NATIONAL SCHOOL LUNCH EXPANSION GRANT FY13):							
7,000.00	6,948.00	13,948.00	13,948.00	0.00	0.00	0.00	100.00
*****GRAND TOTALS:							
27,514,751.64	195,913.19	27,710,664.83	21,714,902.17	2,435,797.00	1,031,632.36	4,964,130.30	82.09

*** NOTE!! ONLY ACTIVE ACCOUNTS HAVE BEEN SELECTED, TOTALS MAY EXCLUDE AMOUNTS THAT ARE RELATED TO INACTIVE ACCOUNTS. ***